

CIRCUIT-BREAKER SIZE S0, FOR MOTOR PROTECTION, CLASS 10, A-REL. 2.2...3.2A, N-REL.42A, SCREW TERMINAL, STANDARD SWITCHING CAPACITY



Figure similar

product brand name	SIRIUS
Product designation	circuit breaker
Design of the product	for motor protection

General technical data:

Product extension	
<ul style="list-style-type: none"> Auxiliary switch 	Yes
Power loss [W] total typical	6 W
Surge voltage resistance rated value	6 000 V
Protection class IP	
<ul style="list-style-type: none"> on the front 	IP20
Shock resistance	25g / 11 ms
Mechanical service life (switching cycles)	
<ul style="list-style-type: none"> of the main contacts typical 	100 000

Ambient conditions:

Installation altitude at height above sea level maximum	2 000 m
Ambient temperature	
<ul style="list-style-type: none"> during operation 	-20 ... +60 °C
<ul style="list-style-type: none"> during storage 	-50 ... +80 °C

- during transport

-50 ... +80 °C

Main circuit:

Adjustable pick-up value current of the current-dependent overload release	2.2 ... 3.2 A
Operating voltage	
• rated value	690 V
• at AC-3 rated value maximum	690 V
Operating current	
• at AC-3	
— at 400 V rated value	3.2 A
Operating power	
• at AC-3	
— at 400 V rated value	1.1 kW
Operating frequency	
• at AC-3 maximum	15 1/h

Auxiliary circuit:

Number of CO contacts	
• for auxiliary contacts	0

Protective and monitoring functions:

Trip class	Class 10
Maximum short-circuit current breaking capacity (I_{cu})	
• at AC at 240 V rated value	100 kA
• at AC at 400 V rated value	100 kA
• at AC at 500 V rated value	100 kA
• at AC at 690 V rated value	8 kA

Short-circuit protection

Design of the overcurrent release and short-circuit release	thermomagnetic
--	----------------

Installation/ mounting/ dimensions:

Mounting position	any
Mounting type	screw and snap-on mounting onto 35 mm standard mounting rail according to DIN EN 50022
Height	97 mm
Width	45 mm
Depth	96 mm
Required spacing	
• with side-by-side mounting	
— Backwards	0 mm
— at the side	0 mm




Connections/ Terminals:

Product function	No
<ul style="list-style-type: none"> removable terminal for auxiliary and control circuit 	
Type of electrical connection	screw-type terminals
<ul style="list-style-type: none"> for main current circuit for auxiliary and control current circuit 	screw-type terminals
Arrangement of electrical connectors for main current circuit	front side
Type of connectable conductor cross-sections	
<ul style="list-style-type: none"> for main contacts <ul style="list-style-type: none"> — solid — stranded — finely stranded with core end processing at AWG conductors for main contacts 	2x (1 ... 2.5 mm ²), 2x (2.5 ... 6 mm ²) 2x (1 ... 2.5 mm ²), 2x (2.5 ... 6 mm ²) 2x (1 ... 2.5 mm ²), 2x (2.5 ... 6 mm ²) 2x (14 ... 10)

Certificates/approvals

General Product Approval			For use in hazardous locations		
					
CCC	CSA	UL		ATEX	IECEX

Declaration of Conformity	Test Certificates	Shipping Approval			
	spezielle Prüfbescheinigung n				
EG-Konf.		ABS	BUREAU VERITAS	DNV	GL

Shipping Approval	other				
		Umweltbestätigung	Bestätigungen	sonstig	
LRS	RMRS				VDE

Further information

Information- and Downloadcenter (Catalogs, Brochures,...)

<http://www.siemens.com/industrial-controls/catalogs>

Industry Mall (Online ordering system)

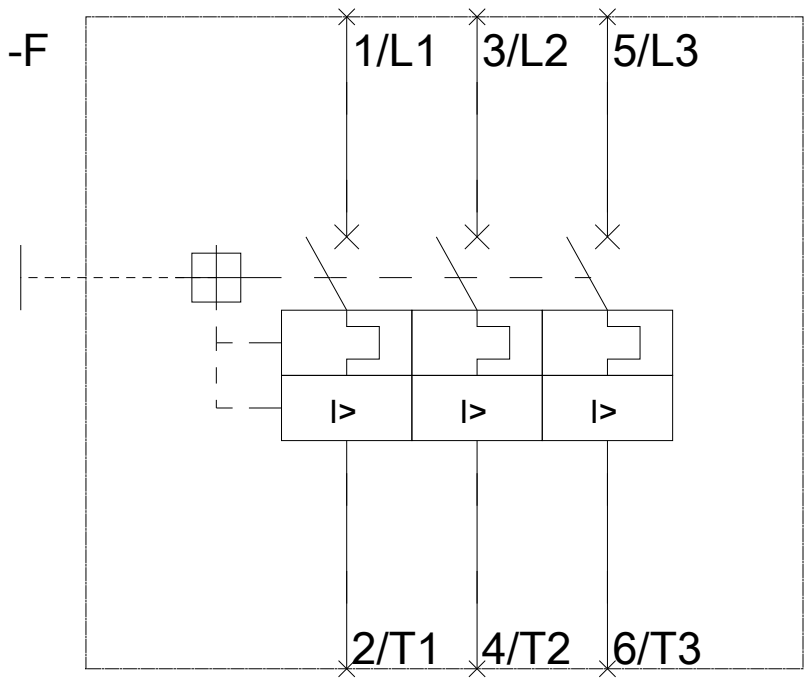
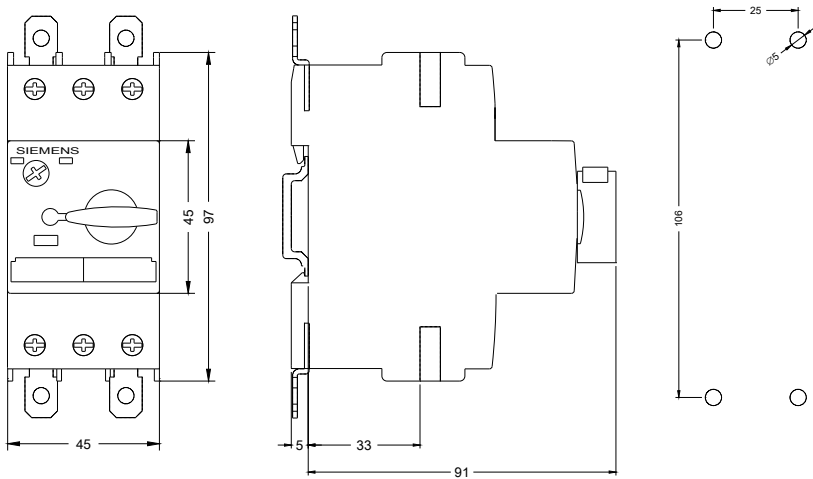
<https://mall.industry.siemens.com/mall/en/en/Catalog/product?mlfb=3RV10211DA10>

Cax online generator

<http://support.automation.siemens.com/WW/CAXorder/default.aspx?lang=en&mlfb=3RV10211DA10>

Service&Support (Manuals, Certificates, Characteristics, FAQs,...)

<https://support.industry.siemens.com/cs/ww/en/ps/3RV10211DA10>



last modified:

21.03.2016