

British-Style Wallplate Inserts (50mm x 50mm)

APPLICATION

Leviton British-Style Wallplate Inserts are designed to fit into 50mm x 50mm British-style openings. Inserts accept all QuickPort® connectors and include ID window kits for port designation. The LI150 series inserts are available in flat and angled designs, both of which feature spring-loaded shutters to protect the connectors from dust and debris when not in use. Also available are 12.5mm-wide blanks, allowing a single insert to be installed in the center of the wallplate. Inserts are available in white ABS plastic.



SPECIFICATION

Wallplate inserts shall be compatible with 50mm x 50mm British-style openings, and shall accept QuickPort UTP and shielded connectors. Inserts shall be available in flat and angled designs. Inserts shall include port designation kits, and shall have a shutter to protect connector from dust and debris when not in use.

FEATURES

- Compatible with all Leviton QuickPort UTP and shielded connectors
- Includes ID window for port designation
- Spring-loaded shutters protect connector while not in use

DESIGN CONSIDERATIONS

- Designed to fit in 50mm x 50mm British-style wallplate openings
- Each insert accepts one QuickPort connector
- 12.5mm blanks allow 1-port inserts to be installed in center of wallplate

PHYSICAL SPECIFICATIONS

Dimensions: See page two
Materials: ABS plastic

COUNTRY OF ORIGIN

Taiwan

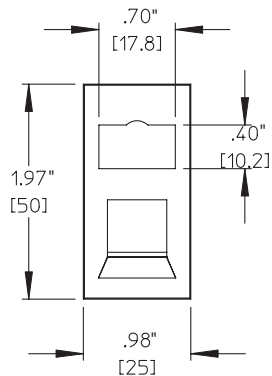
WARRANTY INFORMATION

For a copy of Leviton product warranties, visit www.leviton.com/warranty.

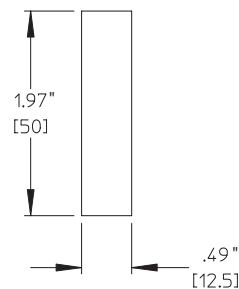
ELECTRONIC FILES

For CAD files, typical specs, or technical drawings (.DXF, .DWG), visit www.leviton.com.

LI150-1W1



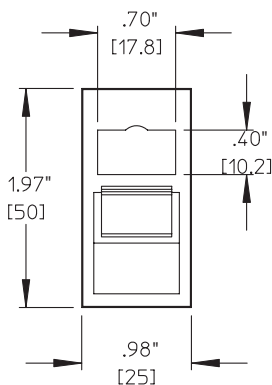
LI150-0W0



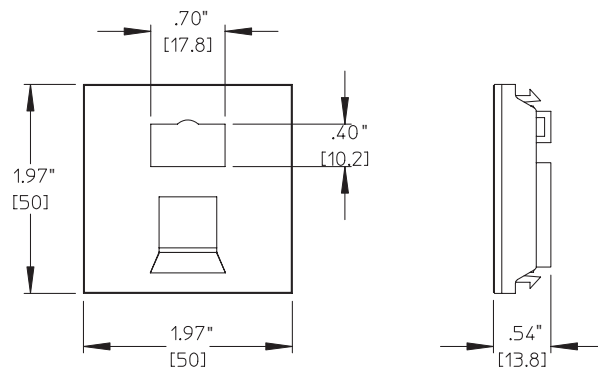
Inches
[mm]

LI150-xWx

LI150-AW1



LI150-2W1



PART NUMBERS

Description	Part No.
British-Style Wallplate Insert, 50mm x 25mm, 1 port, flat, white	LI150-1W1
British-Style Wallplate Insert, 50mm x 25mm, 1 port, angled, white	LI150-AW1
British-Style Wallplate Insert, 50mm x 50mm, 1 port, flat, white	LI150-2W1
British-Style Wallplate Insert, 50mm x 12.5mm, blank, flat, white	LI150-0W0