

DESCRIPTION

The VT2 Series is an energy efficient industrial Vaportite fixture that features rugged and durable construction. The VT2 incorporates a full metal fixture liner inside a reinforced fiberglass housing with a high impact diffuser. This Vaportite series is suitable for interior and exterior applications and can be surface or chain mounted.

The VT2 Series has been designed for maximum operation in commercial institutional and industrial environments where weathering, high temperature, humidity and dust or corrosive fumes are present.

Catalog #		Type
Project		
Comments		Date
Prepared by		

SPECIFICATION FEATURES

Construction

Fiberglass housing is reinforced polyester and self-extinguishing (ASTM-D635-74) plastic of a permanent pearl gray color. Top of housing has nine embossments (4' unit) and thirteen embossments (8' unit), providing mounting flexibility on uneven surfaces. A watertite hub for 1/2" conduit entry is provided at each end of housing (standard) for continuous feed. Polyurethane gasketing is formed in the housing providing a continuous seamless seal for the diffuser. Six sturdy cam latches clamp diffuser tightly for a positive seal between housing, gasket and diffuser.

Electrical*

Unit has full metal liner (channel) secured by brass internal/external mounting studs for positive grounding, maximum protection and rigidity. Ballasts are CBM/ETL Class "P" certified suitable to minus 20°F. Spring loaded lampholders. Electrical components and fixtures are UL/CUL listed for Wet Locations.** IP65 approved.

Reflectors

"DR" - Clear low brightness pattern acrylic with 15% high impact additive.
 "DR-100" - Clear low brightness pattern acrylic with 100% high impact additive.
 Example: VT2-248HODR-100
 "LEX" - High impact clear low brightness pattern polycarbonate.
 LEXAN
 Example: VT2-248HOLEX.

Compliance

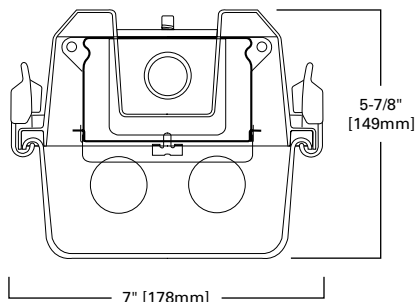
The VT2 Series ratings apply to Horizontal Mounting only.



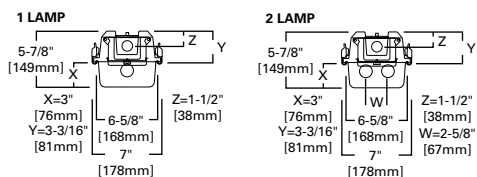
VT2
 148HO
 248HO
 148T8HO
 248T8HO

**4' INDUSTRIAL
 1 OR 2 LAMPS HIGH OUTPUT,
 800MA**

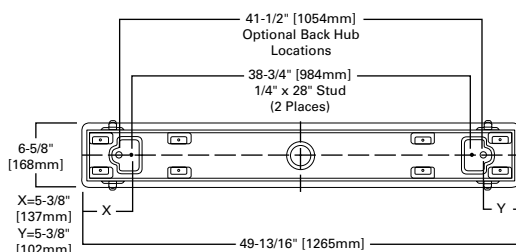
Vaportite Industrial



LAMP CONFIGURATIONS



MOUNTING DATA



ENERGY DATA


Input Watts:
STD Ballast & STD Lamps
 148HO (82)
 248HO (145)
 148T8HO (57)
 248T8HO (99)

Luminaire Efficacy Rating
LER = FI-36
Catalog Number: VT2-248HO DR-WL
**Yearly Cost of 1000 lumens,
 3000 hrs at .08 KWH = \$6.67**

INSTALLATION DATA



MOUNTING BRACKETS
 Furnished
 Two per 2' and 4' Unit
 Four per 8' Unit



OPTIONAL CHAN HANGING SET (VT2-CHAIN/SET-U)
 Includes 6 ft. of chain, 4 large S-Hooks and 4 small S-Hooks
 Order One (1) Kit for each 2' or 4' Fixture
 Two (2) Kits Recommended For 8' Fixture

*Reference the lamp/ballast data in the Technical Section for specific lamp/ballast requirements.

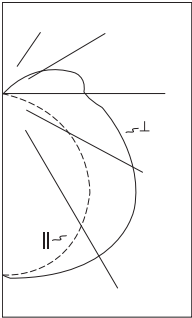
**Not Suitable for Wet Locations if EL4 Option is added. Consult Pre Sales Technical Support.

LAMPS CONTAIN MERCURY. DISPOSE ACCORDING TO LOCAL, STATE OR FEDERAL LAWS

LINEAR DISCONNECT

Safe and convenient means of disconnecting power

PHOTOMETRICS



VT2-248HO DR-WL
 Electronic Ballast
 F48T12/CW/HO
 Lamps
 4050 Lumens

Spacing criterion:
 (II) 1.3 x mounting
 height, (⊥) 1.5 x
 mounting height
 Efficiency 62.8%

Test Report:
 VT2248HODRWL.IES

LER = FI-36

Yearly Cost of 1000
 lumens, 3000 hrs at
 .08 KWH = \$6.67

Coefficients of Utilization

rc	Effective floor cavity reflectance																	
	80%				70%				20%									
rw	70	50	30	10	70	50	30	10	50	30	10	50	30	10	50	30	10	0
RCR																		
0	72	72	72	72	70	70	70	70	64	64	64	59	59	59	55	55	55	53
1	64	60	57	54	61	58	55	52	53	51	49	49	47	45	45	44	42	40
2	58	52	47	43	55	50	45	41	46	42	39	42	39	36	39	36	34	32
3	52	45	39	35	50	43	38	34	40	35	32	37	33	30	34	31	28	26
4	47	39	33	29	45	38	32	28	35	30	27	32	28	25	30	26	24	22
5	43	35	29	24	41	33	28	24	31	26	23	29	25	21	26	23	20	19
6	40	31	25	21	38	30	24	20	28	23	20	26	22	19	24	20	18	16
7	37	28	22	18	35	27	22	18	25	20	17	23	19	16	22	18	15	14
8	34	25	20	16	33	25	19	16	23	18	15	21	17	14	20	16	14	12
9	32	23	18	14	30	23	18	14	21	17	13	20	16	13	18	15	12	11
10	30	21	16	13	29	21	16	13	19	15	12	18	14	12	17	14	11	10

Zonal Lumen Summary

Zone	Lumens	%Lamp	%Fixture
0-30	876	10.8	17.2
0-40	1483	18.3	29.1
0-60	2833	35.0	55.7
0-90	4273	52.8	84.0
90-180	815	10.1	16.0
0-180	5088	62.8	100.0

Candela

Angle	Along II	45°	Across ⊥
0	1070	1070	1070
10	1060	1066	1077
20	999	1047	1086
30	903	1001	1084
40	772	935	1061
50	601	833	996
60	404	693	880
70	218	557	754
80	85	440	621
90	13	308	478
100	16	287	480
110	9	209	394
120	3	110	258
130	1	43	130
140	1	14	44
150	1	4	14
160	1	1	3
170	0	0	0
180	0	0	0

ORDERING INFORMATION

SAMPLE NUMBER: VT2-248HO-120V-WL-U

<p>Tandem Blank=4' Length 8T=8' Length</p>	<p>Voltage ⁽¹⁾ 120V=120 Volt 277V=277 Volt 347V=347 Volt</p>	<p>Ballast Type ⁽¹⁾ EB8 =T8 Electronic Instant Start. Total Harmonic Distortion < 10% No. of Ballast 1 or 2 EB2 =T12 Electronic Rapid Start. No. of Ballast 1 or 2</p>	<p>WL=Wet Label</p>	<p>Options TH=(2) Top Watertite Hubs TEH=(2) Top & (2) End Watertite Hubs (All Watertite Hubs Have 1/2" Conduit Entry) TILW=Tandem In-Line Wiring Option (Consult TILW Option Catalog Page) PI/CP=Plug-In Option (See options & accessories)</p>	<p>Packaging U=Unit Pack</p>
<p>Series VT2=Vapor-Tite</p>	<p>Options GL=Single Element Fuse GM=Double Element Fuse VT-REM-__(specify battery)= Remote Emergency Enclosure ⁽³⁾</p>				
<p>Number of Lamps ⁽²⁾ 1 or 2 Lamps (Not included)</p>					
<p>Wattage (Length) 48HO=60W T12 (48") HO 48T8HO=44W T8 (48") HO</p>					
<p>Lens DR=Internal Prismatic Lens/15% DR High Impact Additive (Standard) DR-100=100% High Impact Additive LEX=High Impact Clear Polycarbonate LEXAN Lens/Low Brightness Pattern</p>					

NOTES: ⁽¹⁾ Products also available in non-US voltages and frequencies for international markets. ⁽²⁾ 3-lamp only available for 32WT8 lamps. ⁽³⁾ Rated for operation up to 30°C.
 Specifications & dimensions subject to change without notice. Consult your Cooper Lighting Solutions Representative for availability and ordering information.

SHIPPING DATA

Catalog No.	Wt.
VT1-148HO DR-WL	20 lbs.
VT1-248HO DR-WL	20 lbs.



Cooper Lighting Solutions
 1121 Highway 74 South
 Peachtree City, GA 30269
 P: 770-486-4800
 www.cooperlighting.com

© 2020 Cooper Lighting Solutions
 All Rights Reserved.
 Specifications and dimensions
 subject to change without notice.