

LA1KN22

TeSys K Contactor, auxiliary contact block,
2 NO and 2 NC, top mount, screw clamp
terminals



Main

Range	TeSys
Product name	TeSys K
Product or Component Type	Auxiliary contact block
Device short name	LA1
Range compatibility	TeSys K LC1K TeSys K CA2K TeSys K CA3K
Mounting Location	Front
Pole contact composition	2 NO + 2 NC
Contacts operation	Instantaneous
[Ue] rated operational voltage	690 V AC 25...400 Hz
[Ui] rated insulation voltage	690 V IEC 60947-5-1 600 V UL 60947-5-1 600 V CSA C22.2 No 60947-5-1
[Ith] conventional free air thermal current	10 A 122 °F (50 °C)
Standards	EN/IEC 60947-5-1 UL 60947-5-1 CSA C22.2 No 60947-5-1 GB/T 14048.5
Product Certifications	IECEE CB Scheme UL CSA CCC

Complementary

Irms rated making capacity	110 A ≤ 690 V AC IEC 60947
Permissible short-time rating	80 A 1 s 60 A 500 ms 110 A 100 ms
Associated fuse rating	10 A gG ≤ 690 V IEC 60947
Minimum switching current	5 mA
Minimum switching voltage	17 V
Non overlap distance	0.02 in (0.5 mm)
Insulation resistance	> 10 MOhm
Connections - terminals	Screw clamp terminals 1 0.00...0.00 in ² (0.34...1.5 mm ²)flexible with cable end Screw clamp terminals 1 0.00...0.01 in ² (0.75...4 mm ²)flexible without cable end Screw clamp terminals 1 0.00...0.01 in ² (1.5...4 mm ²)rigid Screw clamp terminals 2 0.00...0.00 in ² (0.34...1.5 mm ²)flexible with cable end Screw clamp terminals 2 0.00...0.01 in ² (0.75...4 mm ²)flexible without cable end Screw clamp terminals 2 0.00...0.01 in ² (1.5...4 mm ²)rigid
Tightening torque	11.51 Lbf.in (1.3 N.m) Philips No 2 11.51 lbf.in (1.3 N.m) pozidriv No 2
Height	1.18 in (30 mm)
Width	1.50 in (38 mm)
Depth	1.38 in (35 mm)
Net Weight	0.10 lb(US) (0.045 kg)

The information provided in this documentation contains general descriptions and/or technical characteristics of the performance of the products contained herein. This documentation is not intended as a substitute for and is not to be used for determining suitability or reliability of these products for specific user applications. It is the duty of any such user or integrator to perform the appropriate and complete risk analysis, evaluation and testing of the products with respect to the relevant specific application or use thereof. Neither Schneider Electric Industries SAS nor any of its affiliates or subsidiaries shall be responsible or liable for misuse of the information contained herein.

Environment

Environmental characteristic	Normal environment
IP degree of protection	IP20 conforming to IEC 60529
Protective treatment	TC IEC 60068
Ambient Air Temperature for Storage	-58...176 °F (-50...80 °C)
Ambient Air Temperature for Operation	-13...122 °F (-25...50 °C)
Operating altitude	6561.68 ft (2000 m)





Ordering and shipping details

Category	22341-CONTACTOR,D,K,&F ACCESS
Discount Schedule	I12
GTIN	3389110500110
Nbr. of units in pkg.	1
Package weight(Lbs)	1.06 oz (30.0 g)
Returnability	Yes
Country of origin	ID

Packing Units

Unit Type of Package 1	PCE
Package 1 Height	1.30 in (3.295 cm)
Package 1 width	1.51 in (3.823 cm)
Package 1 Length	1.54 in (3.917 cm)
Unit Type of Package 2	BB1
Number of Units in Package 2	10
Package 2 Weight	14.14 oz (401.0 g)
Package 2 Height	1.73 in (4.4 cm)
Package 2 width	6.57 in (16.698 cm)
Package 2 Length	6.08 in (15.45 cm)
Unit Type of Package 3	S02
Number of Units in Package 3	100
Package 3 Weight	10.25 lb(US) (4.651 kg)
Package 3 Height	5.91 in (15 cm)
Package 3 width	11.81 in (30 cm)
Package 3 Length	15.75 in (40 cm)

Offer Sustainability

Sustainable offer status	Green Premium product
REACH Regulation	 REACH Declaration
REACH free of SVHC	Yes
EU RoHS Directive	Compliant  EU RoHS Declaration
Toxic heavy metal free	Yes
Mercury free	Yes
RoHS exemption information	 Yes
China RoHS Regulation	 China RoHS Declaration
WEEE	The product must be disposed on European Union markets following specific waste collection and never end up in rubbish bins.

Contractual warranty

Warranty	18 months
----------	-----------