© 2021 TE Connectivity. All Rights Reserved.

REVISIONS					
P	LTR	DESCRIPTION	DATE	DWN	APVD
	A	INITIAL RELEASE	16MAR2021	MN	AK

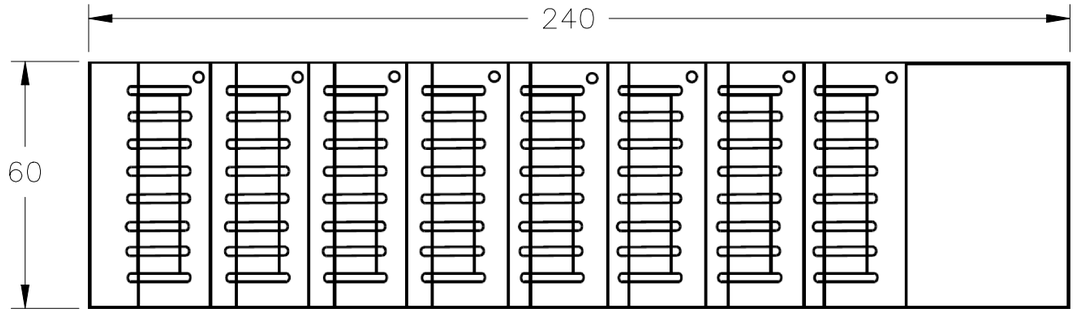

TPMF10

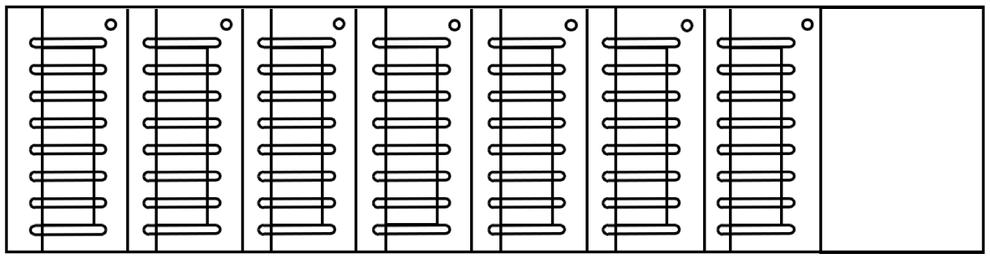

TPMF12

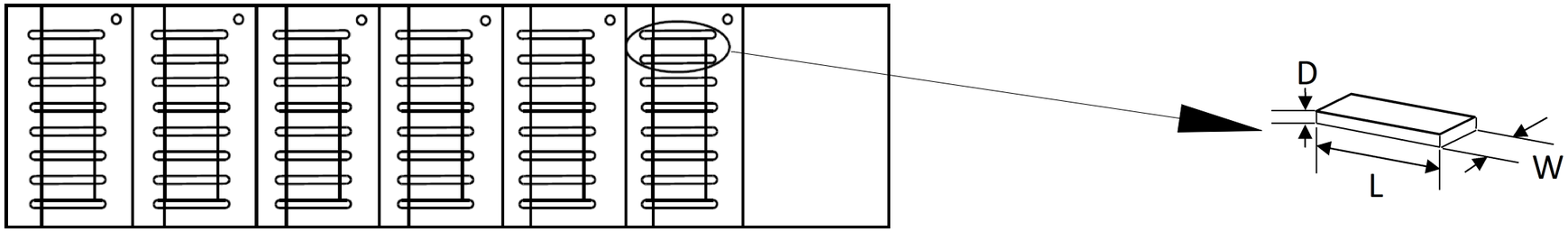

TPMF15

TE Part Number	Description	Length 'L' mm (Inch)	Width 'W' mm (Inch)	Depth (D) mm (Inch)	Markers Per Card	Colour	Cards per Pack	Weight per Card (g)
1SNA235591R0000	TPMF10	10.0 (0.394)	4.0 (0.157)	0.5 (.020)	56	White	44	1.66
1SNA235592R0000	TPMF12	12.0 (0.472)	4.0 (0.157)	0.5 (.020)	49	White	44	1.66
1SNA235593R0000	TPMF15	15.0 (0.591)	4.0 (0.157)	0.5 (.020)	42	White	44	1.66

FOR USE WITH PMF SLIDE-IN CABLE MARKER HOLDER

TOLERANCES mm [INCH]	
LABEL HEIGHT:	±0.3 [.012]
LABEL WIDTH:	±0.3 [.012]
WEB WIDTH:	±0.8 [.031]
VERTICAL REPEAT:	±0.8 [.031]*
HORIZONTAL REPEAT:	±0.8 [.031]*
PRINT POSITIONING:	±0.8 [.031]*
LEFT MARGIN:	±0.4 [.016]
QUANTITY:	−0 % +2 %
*NON ACCUMULATING	

THIS DRAWING IS A CONTROLLED DOCUMENT.

DIMENSIONS: mm [INCHES]

TOLERANCES UNLESS OTHERWISE SPECIFIED:
0 PLC ± –
1 PLC ± –
2 PLC ± –
3 PLC ± –
4 PLC ± –
ANGLES ± –

MATERIAL: RIGID PVC

FINISH: –

DWN M. NUTTALL 12MAR2021
CHK A. KEAN 16MAR2021
APVD A. KEAN 16MAR2021
PRODUCT SPEC —
APPLICATION SPEC —
WEIGHT SEE TABLE
CUSTOMER DRAWING

MATERIAL: RIGID PVC

TE Connectivity

NAME: TPMF – FLAT SLIDE–IN CABLE MARKER
–
–

SIZE	CAGE CODE	DRAWING NO	RESTRICTED TO
A3	00779	C–TPMF MARKERS	—

SCALE NTS | SHEET 1 OF 1 | REV A

1470–19 (1/15)