

# Dead Front Fuse Holders

## LFPSJ Series POWR-SAFE Class J Fuse Holders

600 V



### Description

The Class J POWR-SAFE LFPSJ series dead front fuse holders feature the IP20 touch-safe design for maximum protection to personnel. These fuse holders are available in 1-, 2-, and 3-pole configurations and are offered in indicating and non-indicating options. The LFPSJ series is DIN rail mountable and easily installed and removed with no additional pullers or tools required. These fuse holders are UL 248-8 listed and CSA certified.

### Features & Benefits

FEATURES	BENEFITS
<b>IP20 finger-safe design</b>	Maximum safety for personnel
<b>35mm DIN rail mountable</b>	Easy installation in various settings
<b>Compact design</b>	Ultimate flexibility, space-saving
<b>Dual LED indication</b>	Distinguishes polarity in dc power applications
<b>1-, 2-, and 3-pole configurations</b>	Suitable for various applications

### Applications

- For use with Class J: JTD, JTD\_ID, JLS fuses

# Dead Front Fuse Holders

## LFPSJ Series POWR-SAFE Class J Fuse Holders

### Specifications

<b>Voltage Rating</b>	Ac: 600 V Dc: 600 V
<b>Ampere Range</b>	30 and 60 A
<b>Interrupting Ratings</b>	200 kA
<b>LEDs</b>	110 V – 600 V
<b>Terminal Type</b>	Pressure Plate
<b>Material</b>	Thermoplastic
<b>Flammability Rating</b>	UL94 V-0
<b>Terminal Screws</b>	Phillips / Slotted
<b>Applicable Standards</b>	UL Listed (File: E14721) CSA Certified (File: 2529839)
<b>Environmental</b>	RoHS Compliant
<b>Country of Origin</b>	USA

### Certification & Compliance

<b>UL</b>	UL Listed (File: E14721)
<b>CSA</b>	CSA Certified (File: 2529839)
<b>CE</b>	Declaration of Conformity: EU_DOC-LFPSJ_220121
<b>RoHS</b>	RoHS 2 Directive 2011/65/EU; Directive (EU) 2015/863

### Accessories


Recommended Class J fuses: JTD, JTD\_ID, and JLS

#### Multi-Pole Assembly Kit

Kits are used to create multi-pole holders from 1-pole LFPSJ fuse holders. Please contact factory for more information.



CONNECTOR PINCER



HANDLE PIN

AMP	POLES	PINCER QUANTITY	PIN QUANTITY	ASSEMBLY SETS	ORDERING NUMBER
30	2	30	10	10	LF3J2PAK
30	3	60	10	10	LF3J3PAK
60	2	30	10	10	LF6J2PAK
60	3	60	10	10	LF6J3PAK

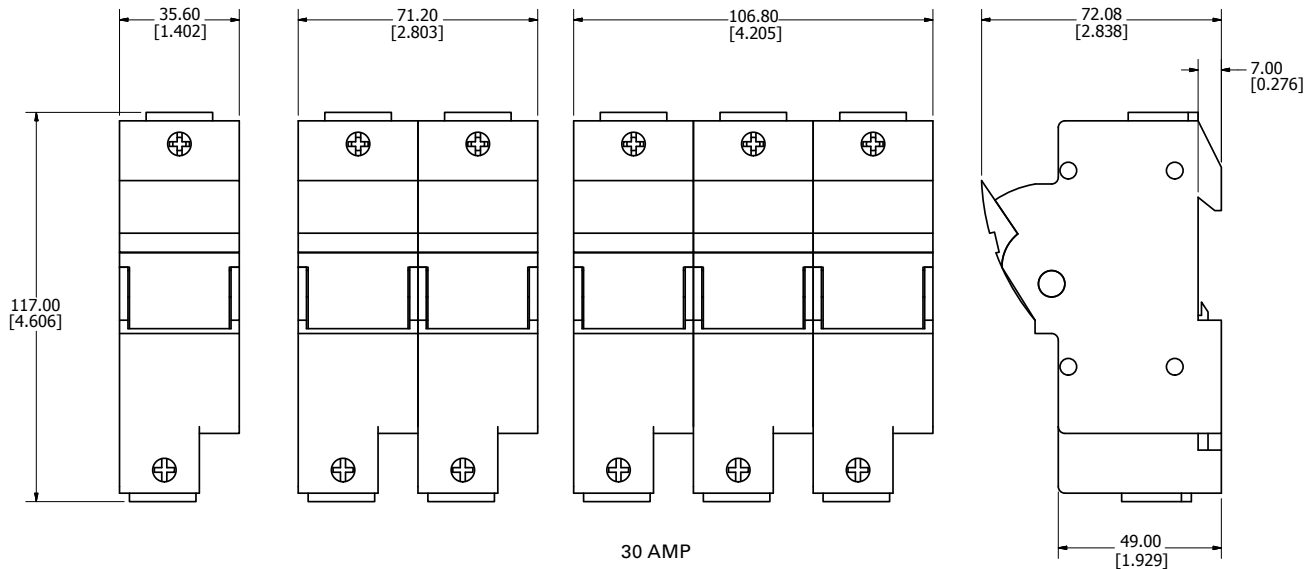
# Dead Front Fuse Holders

## LFPSJ Series POWR-SAFE Class J Fuse Holders

### Ordering Information

AMP	POLES	INDICATION	ORDERING NUMBER	PACK QTY.	WIRE TYPE	WIRE RANGE	TORQUE
30	1	—	LFPSJ301.Z	6	Stranded	0.75mm <sup>2</sup> – 1mm <sup>2</sup> 1.5mm <sup>2</sup> – 50mm <sup>2</sup> 18 – 1 AWG	2.5 N-m 4.0 N-m 35 lb-in
	2	—	LFPSJ302.Z	3	Stranded		
	3	—	LFPSJ303.Z	2	Stranded		
30	1	•	LFPSJ301.ZXID	6	Stranded		
	2	•	LFPSJ302.ZXID	3	Stranded		
	3	•	LFPSJ303.ZXID	2	Stranded		
60	1	—	LFPSJ601.Z	6	Stranded	2.5mm <sup>2</sup> – 50mm <sup>2</sup> 14 – 1 AWG	4.0 N-m 35 lb-in
	2	—	LFPSJ602.Z	3	Stranded		
	3	—	LFPSJ603.Z	2	Stranded		
60	1	•	LFPSJ601.ZXID	6	Stranded		
	2	•	LFPSJ602.ZXID	3	Stranded		
	3	•	LFPSJ603.ZXID	2	Stranded		

### Dimensions mm (inches)

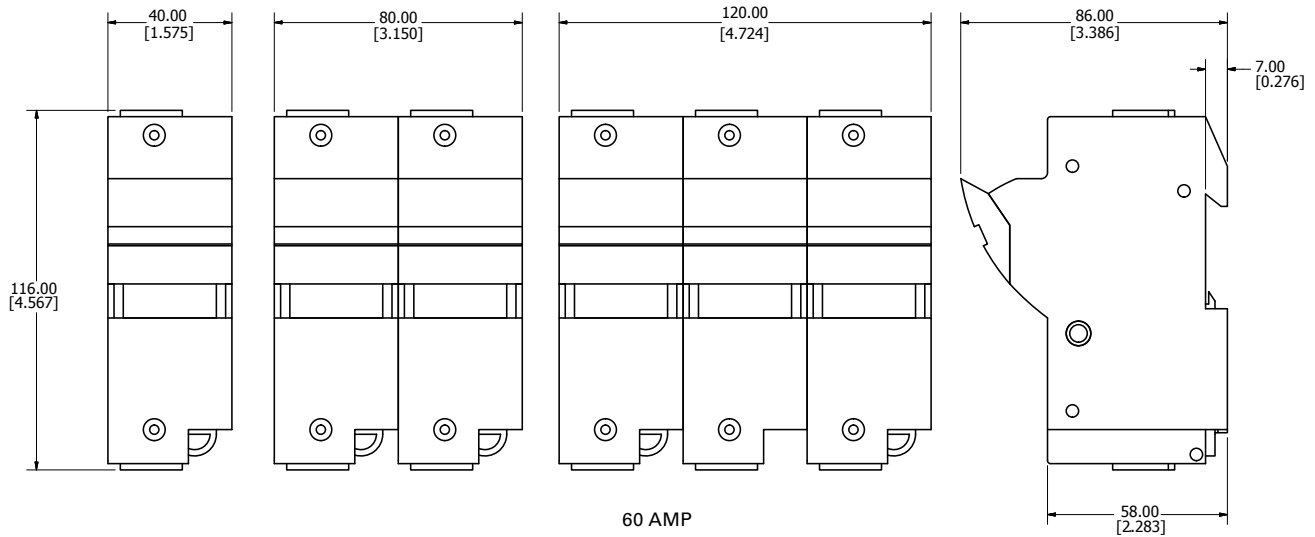


Note: These dimensions are for reference only. Please contact factory for additional information.

# Dead Front Fuse Holders

## LFPSJ Series POWR-SAFE Class J Fuse Holders

### Dimensions mm (inches)



Note: These dimensions are for reference only. Please contact factory for additional information.

**Disclaimer Notice** – Information furnished is believed to be accurate and reliable. However, users should independently evaluate the suitability of and test each product selected for their own applications. Littelfuse products are not designed for, and may not be used in, all applications. Read complete Disclaimer Notice at [www.littelfuse.com/product-disclaimer](http://www.littelfuse.com/product-disclaimer).