




FLEXIBLE ELECTRICAL CONDUIT



electri-flex company

Jacketed Metallic
EMI / RFI Shielded
Unjacketed Metallic
Nonmetallic





Leadership in flexible



Liquatite® by Electri-Flex has earned a global reputation for manufacturing innovation and product quality. The pages that follow detail the most diverse flexible electrical conduit line in the world, with respect to available sizes, types and colors. But Electri-Flex's real source of success has sprung from its partnership philosophy. This philosophy was best stated by H. W. "West" Kinander, Jr., former president and co-owner, shortly before his untimely death in 1991.

"Quality, service, fair distributor margins and loyalty to one's business partners has been the theme since our company began. It will continue to be the benchmark by which our company will be judged. You have my word."



—H. W. "West" Kinander, Jr.

electrical conduit

for over 60 years

The Liqueflex Line

The Liqueflex line includes nearly 50 types of flexible electrical conduit for contractors, OEMs, industrial maintenance and repair (MRO), government, utility and export users. Most conduits are available as standard products, and Electri-Flex has the manufacturing capability to develop specialized products as they are needed by customers.

An innovator in the liquidtight conduit industry, Electri-Flex is also a leader in packaging improvements and manufacturing patents. The majority of production tools and methods used are unique in that they are developed and built by Electri-Flex in its own tool shop in Roselle, Illinois, USA.

Quality Assurance

Quality control for Liqueflex is performed by all levels of employment. To assure a high degree of quality assurance, Electri-Flex utilizes a vertically integrated manufacturing and production system, with each step performed in-house by a team of experts.

Our Quality Assurance Program offers testing procedures from the time raw materials are received at the facility to when the finished conduit is packaged and readied for shipping. Each foot of conduit produced passes through a series of gauges to determine diameters. Actual physical appearance is also checked.

A Quality Control Inspector randomly collects samples of each product at various stages of production. Testing covers such characteristics as tension strength, crush, flexibility and flammability. Further testing is also conducted during unannounced visits by both UL and CSA inspectors.

Distribution and Representative Partners

Electri-Flex's representatives and distributors are the leaders in the markets they serve. The partners who have made Electri-Flex an industry leader share these qualities:

- **Representatives**—High degree of integrity and impeccable business reputation, knowledge of the product and the customer, carry compatible lines to make customer and distributor calls more productive, and day-to-day involvement by the principal of the company. For a representative in your area, please visit www.electriflex.com
- **Distributors**—Industrially oriented, sound relations with customers, solid reputation in the community and quality sales people.

We choose only top-performing distributors who have the ability to grow with us in the electrical industry.

Marketing Support

Making the best product doesn't create success without exceptional sales, service

and marketing programs that meet the needs of representatives and distributors. Our sales support services include:

- Rep warehouse locations across the United States
- On-site 64,000-square-foot distribution center
- Shipments of stocked items within one to three days from consigned stock locations
- Responsive sales and customer service departments
- Effective advertising support program that produces qualified leads
- Referrals on inquiries within a distributor's territory
- Special "off-sheet" price quotations
- Training seminars
- Liberal catalog and sample policy

A Close-knit Family Business

Electri-Flex was founded and is still owned by the Kinander family. The cultural focus is on high-quality products and services, with a strong sense of loyalty to Electri-Flex and its partners. We are dedicated to keeping this spirit of quality and loyalty alive within each employee. Electri-Flex's employees, representatives, distributors and customer partners continue to create the success Electri-Flex has enjoyed for more than 60 years.

Industry Affiliations







































Conduit Application Guide

	Conduit Type	Page	Flexibility				Metal Used	Plastic Used	High Mech. Strength	Listed for Direct Burial	Halogen-Free	Low Fire Hazard	Sunlight/UV Resistant	Accepts Standard Liquid-tight Fittings	Self-Extinguishing	EMI/RFI Shielding	Approval
			Continued Flexing	Small Bend Radius	Flexible	Pliable (Static)											
JACKETED METALLIC	TYPE LA	9			•		Steel	PVC	•	•			Best	•	•		UL SF CE
	TYPE LT	10		•	•		Steel	PVC					Good	•			CE
	TYPE EF	11		•	•		Steel	PVC					Good	•			CE
	TYPE ATLA	12			•		Steel	PVC	•	•			Best	•	•		UL SF CE
	TYPE AT	13		•	•		Steel	PVC					Best	•			CE
	TYPE ATX	14		•	•		Steel	TPR			•		Best	•			CE
	TYPE ALT	15			•		Aluminum	PVC					Good	•			CE
	TYPE ZHLA	16			•		Steel	PU	•	•	•	•	Best	•	•		UL SF CE
	TYPE CEA	17			•		Steel	PU			•	•	Best	•	•		CE
	TYPE ACEA	18			•		Aluminum	PU			•	•	Best	•	•		CE
	TYPE LOR	19		•	•		Steel	PVC					Best	•			CE
	TYPE CSA	20			•		Steel	PVC	•				Good	•	•		SF CE
	TYPE VJC	21		•	•		Steel	PVC						•			
	TYPE LAFG	22		•	•		Steel	PVC	•	•			Best	•	•		UL NSF/FDA CE
	TYPE LTFG	23		•	•		Steel	PVC					Good	•			NSF/FDA CE
	TYPE LSSFG	24			•		Stainless Steel	PVC	•				Good	•			NSF/FDA CE
	TYPE LTSS	25			•		Stainless Steel	PVC	•				Good	•			CE
	TYPE ZHSS	26			•		Stainless Steel	PU	•		•	•	Best	•	•		CE
	TYPE ATXSS	27			•		Stainless Steel	TPR	•		•		Good	•			CE
	TYPE ATSS	27			•		Stainless Steel	PVC	•				Best	•			CE
TYPE CBLA	28			•		Steel	PVC	•	•			Best	•	•		UL SF CE	
EMI/RFI	TYPE SLA	32			•		Steel	PVC	•	•	Available	Available	Best	•	•	•	UL CE
	TYPE EMS	33			•		Bronze	PVC			Available	Available	Best	•	•	•	CE
	TYPE EMCS	34			•		Bronze	PVC			Available	Available	Best	•	•	•	CE
UNJACKETED METALLIC	TYPE BR	37			•		Steel		•								UL SF CE
	TYPE ABR	38			•		Aluminum										UL SF CE
	TYPE ABRH	39			•		Aluminum		•								UL** SF CE
	TYPE USL	40		•	•		Steel										RA
	TYPE SL	41		•	•		Steel										
	TYPE UG	42				•	Steel										
NONMETALLIC	CORRLOK®	44	•	•	•			Nylon	•		•	•	Good		•		RA
	TYPE LNM-P	45	•		•			PVC					Best	FNMC-A	•		UL SF
	TYPE NM	46			•			PVC	•	•			Best	•	•		UL SF
	TYPE NMHT	47			•			PVC	•	•			Best	•	•		UL SF
	TYPE NMFG	48			•			PVC					Good	•			UL SF NSF, FDA
	TYPE NM2	49	•		•			PVC					Good	•	•		RA SF

*Type BR is CSA certified in 3/8" only. Type ABR is CSA certified in 3/8" and 7/16" only. **Type ABRH is UL listed in sizes 1/2" - 4" only. Shield-Flex, SLA, EMS, EMCS, HFSLA, HFEMS, HFEMCS, are trademarks of Electri-Flex Company, registered in the U.S. Patent and Trademark Office.

Conduit Application Guide

			Temperature Range											General Chemical Resistance			
			°C	-60°	-40°	-20°	0°	50°	60°	75°	80°	90°	105°	150°	Oils	Acids	
Conduit Type	Page		°F	-76°	-40°	-4°	32°	122°	140°	167°	176°	194°	221°	302°			
JACKETED METALLIC		TYPE LA	9													•	•
		TYPE LT	10													•	•
		TYPE EF	11													•	•
		TYPE ATLA	12													•	•
		TYPE AT	13													•	•
		TYPE ATX	14													•	•
		TYPE ALT	15													•	•
		TYPE ZHLA	16													•	•
		TYPE CEA	17													•	•
		TYPE ACEA	18													•	•
		TYPE LOR	19													•	•
		TYPE CSA	20													•	•
		TYPE VJC	21													•	•
		TYPE LAFG	22													•	•
		TYPE LTFG	23													•	•
		TYPE LSSFG	24													•	•
		TYPE LTSS	25													•	•
		TYPE ZHSS	26													•	•
		TYPE ATXSS	27													•	•
		TYPE ATSS	27													•	•
	TYPE CBLA	28													•	•	
EMI/RFI		TYPE SLA	32												•	•	
		TYPE EMS	33												•	•	
		TYPE EMCS	34												•	•	
UNJACKETED METALLIC		TYPE BR	37														
		TYPE ABR	38														
		TYPE ABRH	39														
		TYPE USL	40														
		TYPE SL	41														
		TYPE UG	42														
NONMETALLIC		CORRLOK®	44													•	•
		TYPE LNM-P	45													•	•
		TYPE NM	46													•	•
		TYPE NMHT	47													•	•
		TYPE NMFG	48													•	•
		TYPE NM2	49													•	•

Products for Every Market

Electri-Flex offers flexible conduit for any application. The diversity of the Liquatite® product line allows us to serve the more than 20 major markets listed in this catalog as well as many other specialty markets.

Electri-Flex conduits are manufactured with features and specifications that allow them to be used across multiple markets. Many products are tailor-made to specific markets, such as for food processing and pharmaceuticals, while others can be used across a wide variety of markets. Some markets include:








- Construction
- Data Center
- Defense
- Fixture/AC Whips
- Food Processing & Pharmaceuticals
- Healthcare
- Machine Tools (OEM)
- Mining, Oil & Gas Refineries
- Power Plants, Steel Mills & Utilities
- Rail/Transit
- Renewable Energy
- Robotics
- Security Cameras
- Ship Building & Aerospace
- Telecommunications & Cell Towers
- Wastewater

The following page provides an overview of the primary markets served by Electri-Flex. Use it to find the best conduit for these markets.



UNJACKETED METALLIC

This series of flexible metal conduits are free of nonmetallic materials and offer the highest physical protection to electrical wiring. Available in a wide range of sizes and types. For more information on our Unjacketed Metallic Conduits, see below for an overview or continue through this section.

Conduit Type		Page
	TYPE BR	37
	TYPE ABR	38
	TYPE ABRH	39
	TYPE USL	40
	TYPE SL	41
	TYPE UG	42
	WHIPS	43

Distinctive Characteristics May Include:

- UL recognized, UL listed, CSA certified
- CE
- WEEE and RoHS Compliant
- High impact and crush strength
- Tight bends
- Wide range of sizes
- Non-combustible

Applications:

- Commercial and Residential Construction
- Manufactured Wiring Systems
- High Temperature
- Plenum Ceilings
- Lighting Fixtures and Appliances
- Security



Stainless Steel Interlock Conduit

Features:

- Corrosion-Resistant
- Available in 304L or 316L Stainless Alloys
- Consult factory for sizes
- Made in USA

TYPE BR

- Markets:**
- Construction
 - Fixture/AC Whips
 - Security
 - Utilities
 - Wastewater Treatment



“Blue Ribbon” (BR) This UL listed non-jacketed flexible steel conduit has many universal wiring applications. It is often referred to as “Greenfield” or “Reduced Wall Flex”.

Construction:

- Hot Dipped Galvanized Steel
- Helically wound, formed strip
- Reduced Wall Steel Gauge

Application:


This conduit is intended for installation as a metal raceway for wires and cable in accordance with the NEC (ANSI/NFPA-70). Article 348.


- Permitted to be used in exposed and concealed locations (Section 348.10)
- For containment of 1000 volt and lower potential circuits (Unless otherwise permitted)
- Grounding conductor requirement for flexible installations (Section 348.60)
- Suitable as an equipment grounding conductor (Section 250.118(5))
- Wiring in elevators, hoist ways and escalators. (Section 620.21)
- Limit on use of 3/8 inch trade size. (Section 348.20)
- Raceway connection to motors (Section 430.223)
- Cranes and hoists (Section 610.11)
- Manufactured Wiring Systems (Section 604.6(a))
- Suitable for use with listed connectors intended for FMC (Flexible Metal Conduit)
- Flexible metal conduit is also permitted for use on industrial machinery (ANSI/NFPA-79) (Section 14.5.4).

 Proudly made in the U.S.A.


Product Information

Certifications & Compliance

 Listed File #E53253 (sizes 3/8 through 3 inch). Conforms to Underwriters Laboratories Standard ANSI/UL-1 for Flexible Metal Conduit.

 Certified File #LL18858 (3/8 inch size only). Conforms to CSA 22.2 No. 56 for use per the Canadian electrical code C22.1 Section 12-1000.

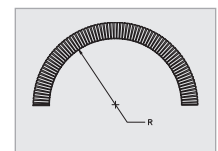
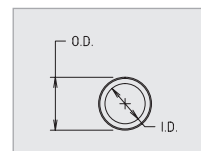
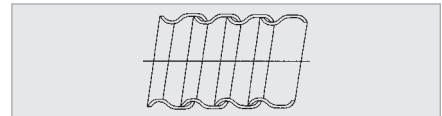
Meets federal specification A-A-55810 Type IV (Formerly WW-C-566c Type II).

 WEEE and RoHS Compliant

 BS EN IEC 61386 Classification Code 455740300314

ARRA Certification

Types BR and ABR Strip Profile



US Trade Size	ISO (MM)	CSA (MM)	Type	INTERNAL DIAMETER		OUTER DIAMETER		INSIDE BEND RADIUS	WEIGHT	STANDARD LENGTH									
				Min (IN.)	Max (IN.)	Min (IN.)	Max (IN.)			Static (IN.)	Lbs. per 100 Ft.	Coil (Ft.)	Part #	Coil (Ft.)	Part #	Coil (Ft.)	Part #	Coil (Ft.)	Part #
3/8"	16	12	BR-10	0.375	0.393	0.560	0.610	2.0	18	25	69308	50	69309	100	69301	250	69302	1000	69304
1/2"	20	16	BR-11	0.625	0.645	0.860	0.920	3.0	28	25	69318	50	69319	100	69311			1000	69312
3/4"	25	21	BR-12	0.812	0.835	1.045	1.105	4.0	33	25	39628	50	69329	100	69322			500	69324
1"	32	27	BR-13	1.000	1.040	1.300	1.380	5.0	52	25	69338	50	69332					400	69334
1 1/4"	40	35	BR-14	1.250	1.300	1.550	1.630	6.2	65			50	69342					400	69344
1 1/2"	50	41	BR-15	1.500	1.575	1.850	1.950	7.5	80	25	69352							300	69354
2"	63	53	BR-16	2.000	2.080	2.350	2.454	10.0	99	25	69362							150	69364
2 1/2"	70	63	BR-17	2.500	2.700	2.860	3.060	12.5	166	25	69372								
3"	80	78	BR-18	3.000	3.200	3.360	3.560	15.0	190	25	69382								
3 1/2"	90	91	BR-350	3.500		3.860	4.060	17.5	170	25	69387								
4"	100	103	BR-19	4.000		4.360	4.560	20.0	200	25	69392								

ENGINEERING INFORMATION



ELECTRI-FLEX VISE

The Electri-Flex cutting vise is recommended for accurate, straight cuts in the field. This lightweight cast iron vise can either be bench-mounted or carried in the tool box. The clamping mechanism securely holds the flexible conduit while the slots guide a hacksaw to ensure a clean, square cut. Suitable for conduit trade sizes 3/8" to 1-1/2". Works well on other tubing and materials too. Order P/N: 90030, weight 2.4 lbs.

CUTTING FLEXIBLE CONDUITS

Proper cutting methods for flexible conduits are important to ensure a sealed connection when assembled with intended fittings. Furthermore, in case of flexible conduits containing steel, a clean, square cut is necessary for establishing a good connection for continuity of the ground.

HAND CUTTING IN FIELD

When using a handheld hacksaw, care should be taken to make a square, clean cut. This can be easily achieved through the use of the cutting vise shown on this page. For best results, a blade having 24 to 32 teeth per inch with no-set is recommended. For larger sizes, apply reinforced tape around the circumference of the conduit and cut directly through the middle of the tape. This will reduce the possibility of flaring the ends while cutting.

REPETITIVE PRODUCTION CUTTING

It has been our experience that in order to achieve the best results; a band saw having a blade with 24 to 32 teeth per inch at a speed of 300 to 350 feet per minute should be used. A no-set blade will produce the cleanest cut. Conduit should be held and supported in a safe manner. Abrasive cut-off wheels and chop saws are not recommended.

Conduit Wire Fill Charts

Per National Electrical Code—Chapter 9, Table 4

Trade Size	Internal Diameter (In.)	Total Area 100% (sq. In.)	2 Wires 31% (sq. In.)	Over 2 Wires 40% (sq. In.)	1 Wire 53% (sq. In.)	Internal Diameter (In.)	Total Area 100% (sq. In.)	2 Wires 31% (sq. In.)	Over 2 Wires 40% (sq. In.)	1 Wire 53% (sq. In.)
Flexible Metal Conduit—BR, ABR						Liquidtight Flexible Metal Conduit—LA, LT, EF, ATLA, AT, ATX, ALT, ZHLA, CEA, ACEA, LOR, CSA, VJC, LAFG, LTFG, LSSFG, LTSS, ZHSS, ATXSS, ATSS, CBLA				
3/8	0.384	0.116	0.036	0.046	0.061	0.494	0.192	0.060	0.077	0.102
1/2	0.635	0.317	0.098	0.127	0.168	0.632	0.314	0.097	0.126	0.166
3/4	0.824	0.533	0.165	0.213	0.282	0.830	0.541	0.168	0.216	0.287
1	1.020	0.817	0.253	0.327	0.433	1.054	0.872	0.270	0.349	0.462
1-1/4	1.275	1.277	0.396	0.511	0.677	1.395	1.528	0.474	0.611	0.810
1-1/2	1.538	1.857	0.576	0.743	0.984	1.588	1.979	0.613	0.792	1.049
2	2.040	3.269	1.013	1.308	1.733	2.033	3.245	1.006	1.298	1.720
2-1/2	2.500	4.909	1.522	1.964	2.602	2.493	4.879	1.512	1.952	2.586
3	3.000	7.069	2.191	2.828	3.747	3.085	7.475	2.317	2.990	3.962
3-1/2	3.500	9.621	2.983	3.848	5.099	3.520	9.731	3.017	3.892	5.157
4	4.000	12.566	3.895	5.026	6.660	4.020	12.692	3.935	5.077	6.727
Flexible Nonmetallic Conduit Type A—LNM-P						Liquidtight Nonmetallic Conduit Type B—NM, NMHT, NMFG, NM2				
3/8	0.495	0.192	0.060	0.077	0.102	0.494	0.192	0.060	0.077	0.102
1/2	0.630	0.312	0.097	0.125	0.165	0.632	0.314	0.097	0.126	0.166
3/4	0.825	0.535	0.166	0.214	0.284	0.830	0.541	0.168	0.216	0.287
1	1.043	0.854	0.265	0.342	0.453	1.054	0.872	0.270	0.349	0.462
1-1/4	1.383	1.501	0.465	0.600	0.796	1.395	1.528	0.474	0.611	0.810
1-1/2	1.603	2.017	0.625	0.807	1.069	1.588	1.979	0.613	0.792	1.049
2	2.063	3.341	1.036	1.336	1.771	2.033	3.245	1.006	1.298	1.720
NPT Threaded Fittings						NPT Threaded Fittings—Knock Out Diameter				
3/8	1/2					7/8				
1/2	1/2					7/8				
3/4	3/4					1-3/32				
1	1					1-23/64				
1-1/4	1-1/4					1-23/32				
1-1/2	1-1/2					2				
2	2					2-1/2				

Dimensions

Carton Type	Size: L x W x H in. (cm.)			Trade Size in.	ISO Size mm.	CSA Size mm.	Length Per Carton ft. (m.)
	L	W	H				
Liquatite Types LA, LT, and EF							
R1	14-3/8 (36.53)	7-3/4 (19.685)	15 (38.1)	1/4	10	8	250 (75)
				5/16	12	10	250 (75)
				3/8	16	12	100 (30)
R2	16-3/4 (42.55)	8 (20.32)	17-5/8 (44.77)	1/2	20	16	100 (30)
R3	20-3/8 (51.77)	8 (20.32)	20-3/4 (52.7)	3/4	25	21	100 (30)
R4	24-1/2 (62.23)	8-1/4 (20.96)	25-1/4 (64.135)	1	32	27	100 (30)
				1-1/4	40	35	50 (15)
R6	37 (93.98)	10-3/8 (26.37)	33-5/8 (85.41)	1-1/2	50	41	50 (15)
				2	63	53	50 (15)
				2-1/2	70	63	25 (8)
#3	52 (132.08)	8-1/2 (21.59)	52 (132.08)	3	80	78	25 (8)
3 & 4	60-1/4 (153.04)	6-1/2 (16.5)	60-1/4 (153.04)	3-1/2	90	91	25 (8)
				4	100	103	25 (8)
5 & 6	66 (167.64)	12-1/2 (31.75)	66 (167.64)	5	125	-	25 (8)
6	66 (167.64)	12-1/2 (31.75)	66 (167.64)	6	150	-	25 (8)
Nonmetallic Type LNM-P							
Small LNM-P	34-3/4 (88.27)	7 (17.78)	34-3/4 (88.27)	3/8	16	12	250 (75)
				1/2	20	16	200 (60)
				3/4	25	21	175 (50)
				1	32	27	100 (30)
				1-1/4	40	35	100 (30)
Large LNM-P	43 (109.22)	7-3/4 (19.7)	43 (109.22)	1-1/2	50	41	100 (30)
				2	63	53	50 (15)
Nonmetallic Type NM and NM2							
-	6 (15.24)	20 (50.8)	20 (50.8)	3/8	16	12	100 (30)
-	6 (15.24)	20 (50.8)	20 (50.8)	1/2	20	16	100 (30)
-	7 (17.78)	22 (55.88)	22 (55.88)	3/4	25	21	100 (30)
-	8 (20.32)	24 (60.96)	24 (60.96)	1	32	27	100 (30)
-	9 (22.86)	26 (66.04)	26 (66.04)	1-1/4	40	35	100 (30)
-	7 (17.78)	30 (76.2)	30 (76.2)	1-1/2	50	41	50 (15)
-	7 (17.78)	30 (76.2)	30 (76.2)	2	63	53	50 (15)

Skids

Standard Skid Quantities: 48" x 40" x 5"					
Trade Size (in.)	Catalog Number	Flex	Liquatite	Nonmetallic	
		ABR, BR	EF, LA, LT	LNM-P	NM
3/8	10	60 coils	45 cartons	100	250
1/2	11	25 coils	45 cartons	100	200
3/4	12	25 coils	24 cartons	100	175
1	13	28 coils	20 cartons	100	100
1-1/4	14	28 coils	20 cartons	50	100
1-1/2	15	28 coils	5 cartons	50	50
2	16	28 coils	5 cartons	50	50
2-1/2	17	5 coils	5 cartons	25	-
3	18	5 coils	5 cartons	25	-
3-1/2	350	5 coils	5 cartons	25	-
4	19	4 coils	5 cartons	25	-

Cartons

Trade Size (in.)	Catalog Number	Standard Carton Type	
		All	LNM-P
3/8	10	100	250
1/2	11	100	200
3/4	12	100	175
1	13	100	100
1-1/4	14	50	100
1-1/2	15	50	50
2	16	50	50
2-1/2	17	25	-
3	18	25	-
3-1/2	350	25	-
4	19	25	-
5	500	25	-
6	600	25	-

Packaging, Disclaimer and Warranty

DISCLAIMER

All specifications contained herein are subject to change without notice. [Please refer to www.electriflex.com](http://www.electriflex.com) for the most current product information.

Carton and reel lengths are approximate due to variations during the extrusion process.

PRODUCT WARRANTY

The Electri-Flex Company manufactures its products to the specifications and standards as described in the most current Electri-Flex catalog and it warrants them to be free from defects in materials and workmanship.

Electri-Flex will, in the case of product claim, be liable for only the price of the goods purchased. Remedies with respect to products sold by Electri-Flex will be limited only to the right of replacement, or to repayment of user's price of its product.



STANDARD DIMENSIONS

TYPE LA • TYPE LT • TYPE EF • TYPE ATLA • TYPE AT • TYPE ATX • TYPE ALT • TYPE ZHLA • TYPE CEA • TYPE ACEA • TYPE LOR • TYPE CSA • TYPE VJC • TYPE LAFG • TYPE LTFG • TYPE LSSFG • TYPE LTSS • TYPE ZHSS • TYPE ATXSS • TYPE ATSS • TYPE CBLA • TYPE SLA • TYPE EMS • TYPE EMCS • TYPE NM • TYPE NMHT • TYPE NM2 • TYPE NMFG


STANDARD DIMENSIONS FOR LIQUIDTIGHT FLEXIBLE CONDUIT

Trade Size (In.)	Type	Diameter (in.)		Diameter (mm)	
		Inside Min/Max	Outside Min/Max	Inside Min/Max	Outside Min/Max
1/4	140	0.245/0.265	0.450/0.470	6.2/6.7	11.4/11.9
5/16	516	0.385/0.405	0.570/0.590	9.8/10.3	14.5/15.0
3/8	10	0.484/0.504	0.690/0.710	12.3/12.8	17.5/18.0
1/2	11	0.622/0.642	0.820/0.840	15.8/16.3	20.8/21.3
3/4	12	0.820/0.840	1.030/1.050	20.8/21.3	26.2/26.7
1	13	1.041/1.066	1.290/1.315	26.4/27.1	32.8/33.4
1-1/4	14	1.380/1.410	1.630/1.660	35.1/35.8	41.4/42.2
1-1/2	15	1.575/1.600	1.865/1.900	40.0/40.6	47.4/48.3
2	16	2.020/2.045	2.340/2.375	51.3/51.9	59.4/60.3
2-1/2	17	2.480/2.505	2.840/2.875	63.0/63.6	72.1/73.0
3	18	3.070/3.100	3.460/3.500	78.0/78.7	87.9/88.8
3-1/2	350	3.500/3.540	3.960/4.000	88.9/89.9	100.6/101.6
4	19	4.000/4.040	4.460/4.500	101.6/102.6	113.3/114.3
5	500	4.975/5.035	5.505/5.565	126.4/127.9	139.8/141.4
6	600	6.015/6.075	6.565/6.625	152.8/154.3	166.8/168.3

This reference chart is applicable to the standard conduit types listed above. Please refer to individual product pages of this catalog for size ranges and dimensions for products not listed here.

COMMON CONVERSIONS

Length	Weight	Temperature
1 Foot = 0.305 Meters	1 Pound = 454 Grams	°C = Degrees Centigrade
1 Meter = 3.281 Feet	1 Pound = 0.454 Kilograms	°F = Degrees Fahrenheit
1 Inch = 25.4 Millimeters	1 Kilogram = 2.205 Pounds	°C = (°F - 32) ÷ 1.8
1 Millimeter = 0.039 Inches	1 Gram = 0.035 Ounces	°F = (°C x 1.8) + 32
1 Inch = 2.54 Centimeters	1 Ounce = 28.349 Grams	-
1 Centimeter = 0.394 Inches	-	-



NEMA Guidelines Publication

NEMA (National Electrical Manufacturers Association) has developed and published an APPLICATION AND INSTALLATION GUIDELINES FOR FLEXIBLE AND LIQUIDTIGHT FLEXIBLE METAL AND NONMETALLIC CONDUITS. This publication, NEMA RV 3-2014, is available at this link: www.nema.org/stds/rv3.cfm#download

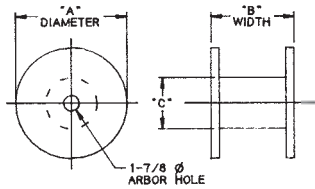
REEL DIMENSIONS

Carton and reel lengths are approximate due to variations during the extrusion process.

Trade Size (in.)	Type	58"				42"					30"					32" Special			24"		
		LT LA EF	LT LA Ef	BR ABR	LNM-P	LT	LA	EF	BR ABR	LNM-P	LT	LA	EF	BR ABR	LNM-P	LT LA EF	BR ABR	LNM-P	LT LA EF		
3/8	10	6000	-	-	-	1000	1000	1000	2000	1000	-	-	-	1000	500	500	-	-	-		
1/2	11	4500	-	-	1000	1000	1000	1000	1000	500	-	-	-	-	-	500	-	-	-		
3/4	12	2500	1000	-	-	500	500	500	500	500	-	-	-	-	-	-	-	-	-		
1	13	1500	-	-	-	400	-	400	400	400	-	400	-	-	-	-	-	-	-		
1-1/4	14	1000	-	400	-	200	-	200	-	200	-	200	-	-	-	-	-	-	-		
1-1/2	15	750	-	300	-	-	-	-	-	-	150	150	150	-	-	-	-	-	-		
2	16	500	-	150	-	-	-	-	-	-	100	100	100	-	-	-	-	-	-		
2-1/2	17	275	-	-	-	-	-	-	-	-	-	-	-	-	-	-	-	-	-		
3	18	175	-	-	-	-	-	-	-	-	-	-	-	-	-	-	-	-	-		
3-1/2	350	175	-	-	-	-	-	-	-	-	-	-	-	-	-	-	-	-	-		
4	19	100	-	-	-	-	-	-	-	-	-	-	-	-	-	-	-	-	-		
5	500	-	-	-	-	-	-	-	-	-	-	-	-	-	-	-	-	-	-		
6	600	-	-	-	-	-	-	-	-	-	-	-	-	-	-	-	-	-	-		

Approximate Reel Dimensions

"A"		"B"		"C"		Weight		Qty./Skid
(in)	(cm)	(in)	(cm)	(in)	(cm)	(lbs)	(kg)	
24	60.96	19.5	49.53	12	30.48	17	7.7	4
30	76.2	19.5	49.53	12	30.48	21	9.5	4
32 (Special)	81.28	19.5	49.53	14	35.56	23	10.4	4
42	106.68	20	50.8	24	60.96	70	31.8	1
58 (Jumbo)	147.32	36	91.44	28	71.12	208	94.3	1



Lazy Louis Liquatite Reel Payout Stand

Safe and easy handling of conduit for contractor and high-rise work.

This rugged yet simple payout reel is worth its weight in gold. It easily handles reels (32" diameter and smaller) hassle-free, and can take loaded reels of 400 lbs. capacity.

The tough steel construction of the base, roller bearings and top plate make dispensing conduit fast and efficient, while the tubular shaft makes set up and handling a breeze. There's never a need of a hoist or a forklift to push the reels around. With the Lazy Louie you set up where you want to work and that's it.

Weight 11 lbs. P/N 90040

