

TECHNICAL DATA SHEET - INTERACTIVE PDF

Connector, nonmetallic sheath cable fitting

For use on non-metallic sheathed cable and flexible cord

Steel City®



01



02



03

Non-metallic sheathed cable fittings are for use with sheathed cables and flexible cords in residential and commercial applications

Certifications / Standards:



3-Part Specification:
Tools and Calculators

01 Part numbers:
3201-TB
02 Part number:
3202
03 Part number:
3300

Features:

- Conductor entry for two or more conductors, insulated and grounding
- Provides strain relief by partially deflecting cable
 - Helps to prevent damage to outer covering or jacket of cable, or conductor insulation
- Snap-in one-piece design
 - Accommodates variation in knockout dimensions
- Designed to be durable and long lasting

Cable types (14 to 2 AWG):

- NMD90 (Non-metallic dry rate 90°C)
- NMW (Non-metallic wet)
- NMWU (Non-metallic wet underground)

Applications:

- To connect nonmetallic sheathed cable and flexible cord to a box or enclosure
- Residential
- Commercial
- Industrial

Conforms to:

- UL 514B
- CSA C22.2 No.18.3
- NFPA 70-2008 (ANSI)

Ratings:

- Voltage: 120-600 volts
- Amperage: 15-40 amps
- Temperature: 90°C - 140°C

Material:

- Polyphenylene ether
 - All high impact thermoplastic - UL 94V-1, suitable for 105°C application

Recommended storage:

- Store in sealed bag until time of use
- Store out of direct sunlight or heat source
- Recommended storage conditions: 73°C, 50% RH
- Extended storage in very cold and/or dry conditions may adversely affect installation

Table data:

- [Dimensions](#)

Dimensions

Product selection - Inches									
Part no:	K.O. size	Fig.	A	B	C	D	E	F	H
						± 0.010	+ 0.015 + 0.000		
3201-TB	½"	1	1 11⁄32"	1"	7⁄16"	880	795	0.080	2 1⁄32" Dia.
3202	½"	2	1 ½"	1 5⁄16"	7⁄16"	1.100	1.005	0.090	7⁄8" Dia.
3300	½"	3	1 1⁄32"	1 5⁄16"	3⁄8"	880	795	0.080	5⁄16" x 9⁄16"

Note: Product must be installed in accordance with applicable national and local electrical codes.

Part number 3201-TB:
(Figure 1)

- For use with 10-3, 12-3, 14-3, 10-2, 12-2, 14-2 NM cables.
- For use with multiple (2) 12-2 and 14-2 NM cables.
- For use with one or two flexible cords in wire range 0.300 in. to 0.600 in. where the minimum total diameter of multiple flexible cord combinations must be at least 0.600 in. diameter and the maximum total diameter of two flexible cord combinations must not exceed 0.650 in diameter.

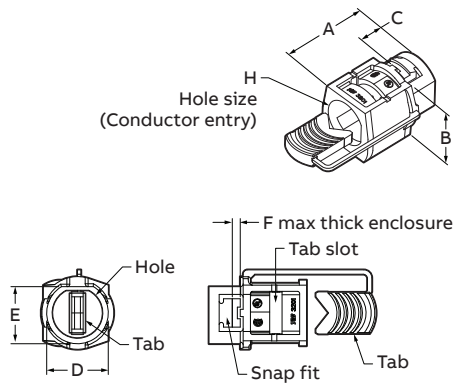


Figure 1

Part number 3202:
(Figure 2)

- For use with 8-3 and 6-3 NM cables.
- For use with (2) 14-3, 14-2, 12-2 and 10-2 NM cables.
- For use with one or two flexible cords in wire range 0.500 in to 0.800 in diameter, where the minimum total diameter of multiple flexible cord combinations must be at least 0.676 in diameter and the maximum total diameter of multiple flexible cord combinations must not exceed 0.720 in diameter.

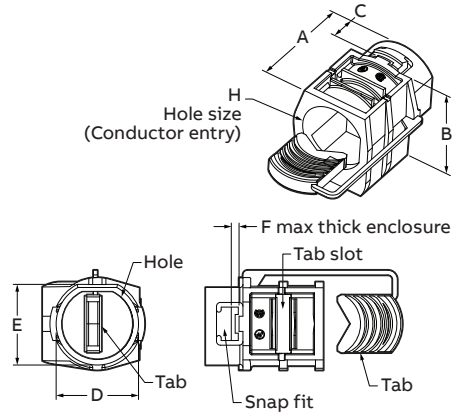


Figure 2

Part number 3300:
(Figure 3)

- For use with 10-2, 12-2 and 14-2 NM cables.
- For use with 18-2 and 18-3 SJ and SJO cords and 18-2 SV, SVO, SJT and SJTC cords, single or two.
- For use with one or two flexible cords in wire range 0.238 in to 0.300 in diameter, where the minimum total diameter of multiple flexible cord combinations must be at least 0.238 in diameter and the maximum total diameter of multiple flexible cord combinations must not exceed 0.580 in diameter.

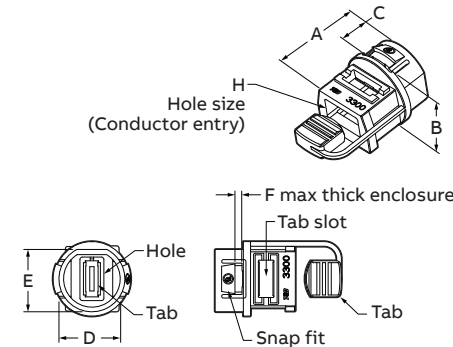


Figure 3

