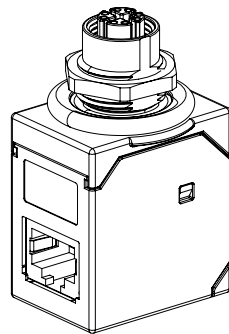
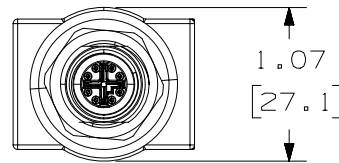
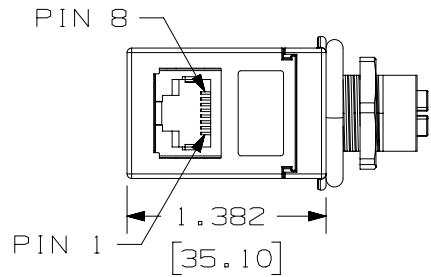
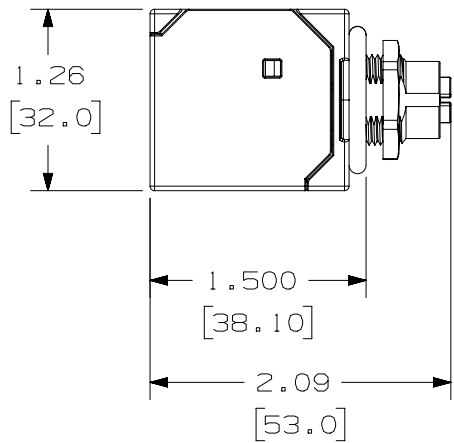


THIS COPY IS PROVIDED ON A RESTRICTED BASIS AND IS NOT TO BE USED IN ANY WAY DETRIMENTAL TO THE INTERESTS OF PANDUIT CORP.



ACTUAL SIZE

NOTES:

1. CONSTRUCTED TO MEET THE FOLLOWING STANDARDS:
 - A. FEMALE M12 X-CODE END: IEC 61076-2-109
 - B. M12 TO RJ45: ANSI/TIA-568-C.2
2. THE TRANSMISSION PERFORMANCE IS 10 GIGABIT ETHERNET ACCORDING TO IEEE 802.3an
 - A. THE PRODUCT WAS TESTED ACCORDING TO ANSI/TIA-568-C.2 PERMANENT LINK, CATEGORY 6A
3. MEETS THE FOLLOWING CATEGORIES:
 - A. CATEGORY CLASS E, PER ISO/IEC 11801 DIN 50173-1
 - B. CATEGORY 6A PER ANSI/TIA/EIA-568-C.2
4. ELECTRICAL:
 - A. WORKING VOLTAGE: 50V
 - B. WORKING CURRENT: 0.5A
5. MECHANICAL:
 - A. PANEL THICKNESS: 0.157" [4.0mm] MAXIMUM
6. CONSTRUCTION:
 - A. ALL MATERIALS AND COMPONENTS USED MUST MEET THE MATERIAL RESTRICTIONS OF RoHS, (EUROPEAN DIRECTIVE 2011/65/EU ON THE RESTRICTION OF HAZARDOUS SUBSTANCES) AS PROPOSED BY THE RoHS TECHNICAL ADAPTATION COMMITTEE.
 - B. COMPONENT MATERIALS:
 - i. CONNECTOR HOUSING: PA UL94 VO, BLACK
 - ii. PCB: PI UL 94 VO
 - iii. JACK: PA UL94 VO, BLACK
 - iv. O-RING OUTSIDE: FKM
 - v. O-RING INSIDE: NBR
 - vi. NUT: BRASS ALLOY, (Ni) PLATED
 - vii. SHIELD CONTACT: (Cu) ALLOY PLATED WITH (Ni)
 - viii. CONTACTS (M12): (CuSn) ALLOY
 - ix. CONTACTS (RJ45): PHOSPHOR BRONZE
 - x. CONTACT FINISH (M12): (Au) OVER (Ni) PLATED
 - xi. CONTACT FINISH (RJ45): (Au) ON CONTACT AREA PLATED
7. ENVIRONMENTAL:
 - A. OPERATING TEMPERATURE: -13°F TO +176°F (-25°C TO +80°C)
 - B. STORAGE TEMPERATURE: -40°F TO +185°F (-40°C TO +85°C)
 - C. INGRESS PROTECTION RATING M12 (IP): IP67
8. WEIGHT: 0.78 LBS/10 PCS (357g/10 PCS)

PRODUCT SPEC		PACKAGING SPEC	
N/A		N/A	
PART NUMBER		WORK INSTRUCTION	
ICAM12X90RJS		N/A	
INSPECTION INSTRUCTION NUMBER		FMEA & CONTROL PLAN NUMBER	
N/A		N/A	
TITLE			
Industrial M12, X-Code, 8-Pin Female to RJ45 Cat.6A 90-Degree Jack Adapter			
CUSTOMER DRAWING			
ITEM REVISION NAME		PANDUIT	
00162LAB/00			
DATASET FILE NAME			
00162LAB_DC02/00A		MATERIAL:	
UNLESS OTHERWISE SPECIFIED, DIMENSIONAL TOLERANCES ARE: IN [mm]		SEE NOTES	
.x ± .1 [2.54] .xxx ± .005 [0.127] .xx ± .01 [0.25] ANGLES ± 5°			
DRAWN BY		DRAWING NUMBER:	
		00162LAB-02	
DATE		SCALE	
3-7-17		FULL	
CHK		SHT 1 OF 2	
JAV		A	

REV	DATE	BY	CHK	APR	DESCRIPTION	ECN
R	3-21-17	BJN	JAV	SVASH	RELEASED TO PRODUCTION	00162LAB-02

D10100DA/20