




ERICSON
SAFETY IS OUR STANDARD



Nonmetallic Boxes & Watertight Receptacle Solutions

6000/3000, 6100, 6200, 8000/3200, NM Boxes & PWDX & FS Receptacles

EXPERIENCE. INNOVATION. EXPERTISE.


Nonmetallic Boxes & Watertight Receptacle Solutions

Table of Contents

If viewing the digital catalog, click on a page to direct you there.

| | |
|---|----------------------------|
| Ericson's Value Proposition | Page 4 |
| How it all works together. | Page 5 |
| 6000/3000 Series Portable Outlet Boxes | Page 6-9 |
| 6100/3100 Series Portable Outlet Boxes | Page 10-16 |
| 8000/3200 Series Portable Outlet Boxes | Page 17-22 |
| Indoor Outlet Boxes | Page 23-25 |
| 7000 Series Tri-Tap | Page 26-27 |
| 6200 Series Industrial Grade Boxes | Page 28-29 |
| FS Style Watertight Receptacles, Covers & Boxes | Page 30-33 |
| PWDX Series - Heavy Duty Watertight Receptacles | Page 34-38 |
| Notes | Page 39 |



Go to [Ericson.com](https://www.ericson.com), and at the search bar  enter your part number for an Ericson cross or contact our applications team at **1-800-ERICSON. (374-4266)**



About Ericson Manufacturing

Founded in 1918 with over a century of innovation, experience and expertise has given Ericson the unique opportunity to offer the industry a comprehensive line of products, designed with exceptional worker safety in mind. Robust design and precision manufacturing set Ericson apart for quality products offering exceptionally long service life.

Ericson prides itself on building over 98% of it's products in the US and Canada, giving our customers a reliable and secure supply line.

Our custom engineered products are designed to meet critical customer requirements for their most challenging applications and exceed their expectations, for highly engineered quality built products.

Thank you for considering Ericson Manufacturing products.



ERICSON[®]
SAFETY IS OUR STANDARD



Since 1918 Ericson has worked closely with constituents of the Construction, Industrial and Food & Beverage Industries to develop Safe, Reliable, and Labor Efficient products. Ericson was the first to bring nonmetallic box solutions to the industry in 1959, making portable power infinitely safer than steel solutions, especially in rugged applications.

From service entrance through point of use power, Ericson offers a complete solution of safe code compliant reliable power solutions. Ericson's nonmetallic boxes and watertight receptacle solutions offer rugged, long life solutions for the most demanding indoor, outdoor and watertight applications.

Ericson's Value Proposition

- ✓ Industry's most complete selection of nonmetallic outlet boxes, watertight inlets and outlets and factory assembled solutions.
- ✓ Code Compliant – Protecting Installers, worksite and facility safety.
- ✓ Available Custom Designs – Product solutions designed to meet your specific application.
- ✓ Nimble manufacturing – meeting engineered design and installation deadlines
- ✓ Made in America – Locally built, on-time delivery
- ✓ Reliability – nearly 107 years of proven solutions in the market
- ✓ Lower Installation Costs – labor effective innovative installation options



How it works *together.*

For over **100 years**, Ericson has designed and engineered innovative products with a keen focus on worker safety. With decades of experience developing robust products for the most demanding applications, Ericson products deliver value through their exceptionally long service life and safety. Below is an illustration of how Ericson products All Work Together to deliver safe, reliable power and lighting to critical temporary applications.

① Jobsite Power

PTU

Power Transformation Units convert 480V or 600V power, to lower voltages used for portable tools and lighting.

② Jobsite Power

PDC/PDU

Power Distribution Unit provide local power with overload, open neutral protection and GFCI protection for 120, 240, or 208V receptacles.

③ Jobsite Lighting

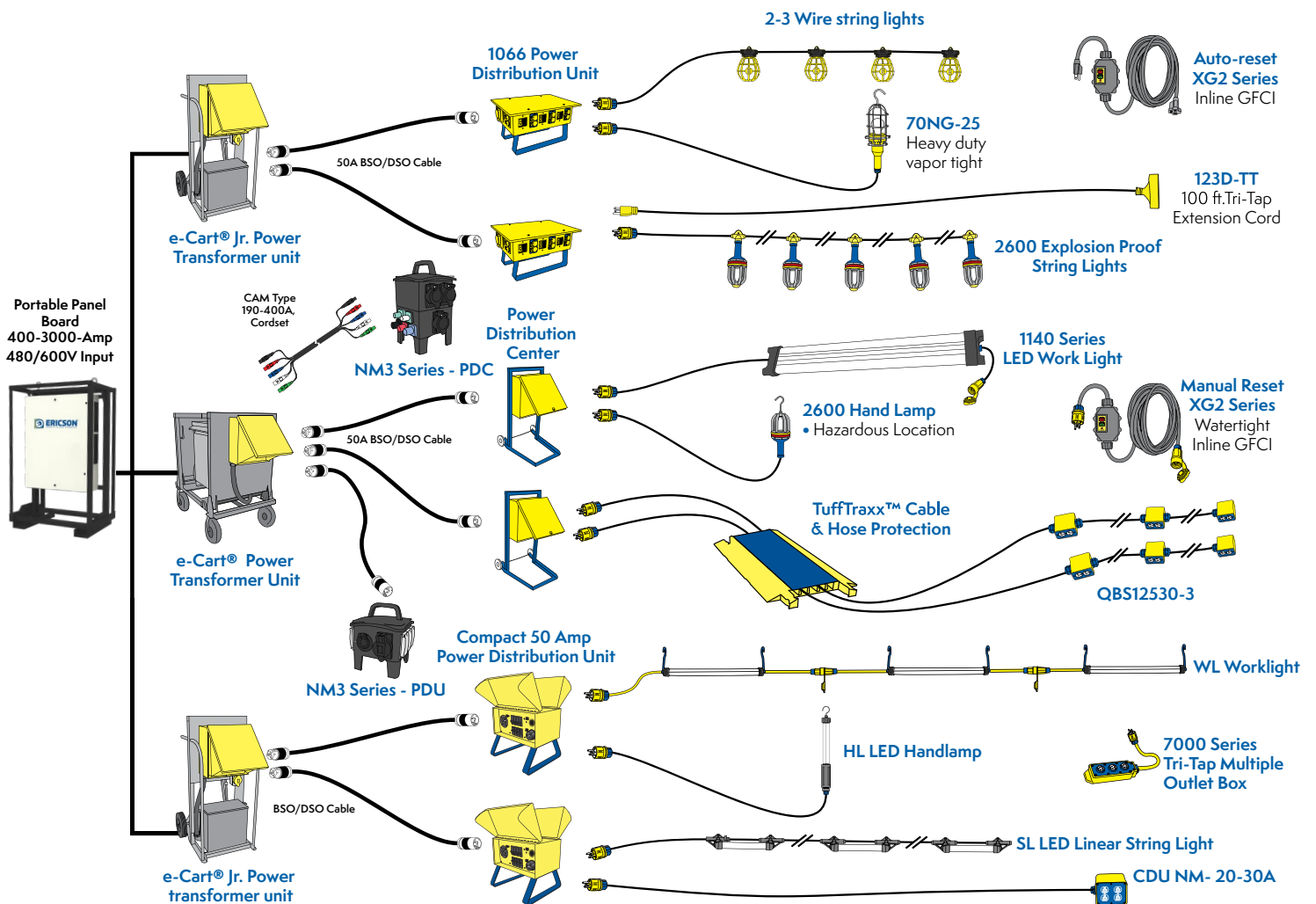
Lighting

Ericson provides a myriad of lighting solutions, from stringlights and baylights to handlamps and hazardous area fixtures.

④ Portable Power

Cordsets

Factory assembled solutions provide safe, reliable NEC, and OSHA Code Compliant GFCI & AEGCP cordsets.



Portable Outlet Boxes

Industrial Grade

6000/3000 Series




3000 Series



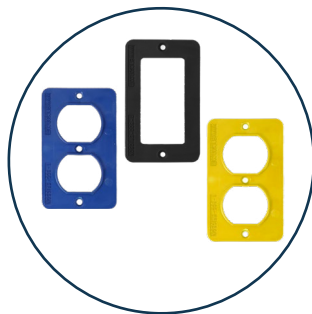
Industry Leading Features:

- UL Listed where noted with Indoor Plates
 - Non-conductive TPV boxes are crush & jobsite oil resistant.
 - Available in standard and extra deep depth
 - Plates are available with outdoor and indoor configurations
 - Available with Wire Mesh grips for pendant and rugged applications
 - Nylon cord clamps support a wide range of cable diameters
 - Custom color and configurations available
- Industry Leading, Ericson Exclusive**

Unique Features:



TPV Construction for rugged applications



Plates available for indoor applications



Cable Clamp for secure cable retention



Optional indoor I-Grips available for additional strain relief

6000 Series Indoor Boxes and Cover Plates



6030

Standard Depth, 3-3/16"



6030B

Standard Depth, 3-3/16"



6029

Extra Deep, 4-5/32"



6029B

Extra Deep, 4-5/32"



6031



6031B



6032



6032B

SINGLE 1.39" OPENING



6033



6033B

SINGLE 1.572" OPENING



6034



6034B



6035



6035B

Notes: *Individual plates include screw kit

3000 Series Indoor Boxes and Cover Plates



3050

Standard Depth, 3-3/16"



3090

Extra Deep, 4-5/32"



3051



3052

SINGLE 1.39" OPENING



3055

SINGLE 1.572" OPENING



3054

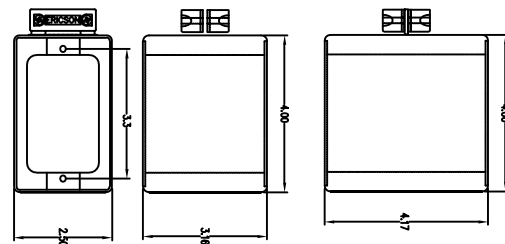


3060

Notes: *Individual plates include screw kit

| Standard | Deep | Standard Depth | Deep Depth |
|---------------------------|---------------------------|--|--|
| | | | |
| 3000 ^{*1} | 3080 ^{*1} | 3000-1 ^{*1} (15A Rcpt.) 3000-10 ^{*1} (20A Rcpt.) incl. box & (2) plates | 3080-1 ^{*1} (15A Rcpt.) 3080-10 ^{*1} (20A Rcpt.) incl. box & (2) plates |

6000/3000 Series Dimensions:



Standard Depth

Extra Depth

Notes: *Boxes includes two wallplates and screw kit | Custom assemblies available.

¹Add B for Black.

6000 Series Standard Depth - Portable Outlet Box Assemblies



Notes: *Boxes includes two wallplates and screw kit | Custom assemblies available.

| Part Number | Box Color | Cover Plates Included* | Receptacles Included** |
|-------------|-----------|---|---|
| 6000 | Yellow | (2) Duplex Receptacle, 6031 Plates | None |
| 6000B | Black | (2) Duplex Receptacle, 6031 Plates | None |
| 6001-1 | Yellow | (2) Duplex Receptacle, 6031 Plates | (2) 5-15 Duplex Receptacles |
| 6001-1B | Black | (2) Duplex Receptacle, 6031 Plates | (2) 5-15 Duplex Receptacles |
| 6001-2 | Yellow | (2) Duplex Receptacle, 6031 Plates | (2) 5-20 Duplex Receptacles |
| 6001-2B | Black | (2) Duplex Receptacle, 6031 Plates | (2) 5-20 Duplex Receptacles |
| 6001-3 | Yellow | (1) GFCI Rcpt, 6035 & (1) Dplx Rcpt, 6031 | None |
| 6001-3B | Black | (1) GFCI Rcpt, 6035 & (1) Dplx Rcpt, 6031 | None |
| 6001-4 | Yellow | (1) GFCI Rcpt, 6035 & (1) Dplx Rcpt, 6031 | (1) 5-15 GFCI Rcpt & (1) 5-15 Dplx Rcpt |
| 6001-4B | Black | (1) GFCI Rcpt, 6035 & (1) Dplx Rcpt, 6031 | (1) 5-15 GFCI Rcpt & (1) 5-15 Dplx Rcpt |
| 6001-5 | Yellow | (1) GFCI Rcpt, 6035 & (1) Dplx Rcpt, 6031 | (1) 5-20 GFCI Rcpt & (1) 5-20 Dplx Rcpt |
| 6001-5B | Black | (1) GFCI Rcpt, 6035 & (1) Dplx Rcpt, 6031 | (1) 5-20 GFCI Rcpt & (1) 5-20 Dplx Rcpt |
| 6001-6 | Yellow | (2) GFCI Rcpt, 6035 Plates | None |
| 6001-6B | Black | (2) GFCI Rcpt, 6035 Plates | None |
| 6001-7 | Yellow | (2) GFCI Rcpt, 6035 Plates | (1) 5-15 GFCI Rcpt & (1) 5-15 Decora Rcpt |
| 6001-7B | Black | (2) GFCI Rcpt, 6035 Plates | (1) 5-15 GFCI Rcpt & (1) 5-15 Decora Rcpt |
| 6001-8 | Yellow | (2) GFCI Rcpt, 6035 Plates | (1) 5-20 GFCI Rcpt & (1) 5-20 Decora Rcpt |
| 6001-8B | Black | (2) GFCI Rcpt, 6035 Plates | (1) 5-20 GFCI Rcpt & (1) 5-20 Decora Rcpt |

Notes: *Yellow boxes include blue plates | *Black boxes include black plates | **Included receptacles are black

6000 Series Extra Deep - Portable Outlet Box Assemblies



Notes: *Boxes includes two wallplates and screw kit | Custom assemblies available.

| Part Number | Box Color | Cover Plates Included* | Receptacles Included** |
|-------------|-----------|---|---|
| 6002 | Yellow | (2) Duplex Receptacle, 6031 Plates | None |
| 6002B | Black | (2) Duplex Receptacle, 6031 Plates | None |
| 6002-1 | Yellow | (2) Duplex Receptacle, 6031 Plates | (2) 5-15 Duplex Receptacles |
| 6002-1B | Black | (2) Duplex Receptacle, 6031 Plates | (2) 5-15 Duplex Receptacles |
| 6002-2 | Yellow | (2) Duplex Receptacle, 6031 Plates | (2) 5-20 Duplex Receptacles |
| 6002-2B | Black | (2) Duplex Receptacle, 6031 Plates | (2) 5-20 Duplex Receptacles |
| 6002-3 | Yellow | (1) GFCI Rcpt, 6035 & (1) Dplx Rcpt, 6031 | None |
| 6002-3B | Black | (1) GFCI Rcpt, 6035 & (1) Dplx Rcpt, 6031 | None |
| 6002-4 | Yellow | (1) GFCI Rcpt, 6035 & (1) Dplx Rcpt, 6031 | (1) 5-15 GFCI Rcpt & (1) 5-15 Dplx Rcpt |
| 6002-4B | Black | (1) GFCI Rcpt, 6035 & (1) Dplx Rcpt, 6031 | (1) 5-15 GFCI Rcpt & (1) 5-15 Dplx Rcpt |
| 6002-5 | Yellow | (1) GFCI Rcpt, 6035 & (1) Dplx Rcpt, 6031 | (1) 5-20 GFCI Rcpt & (1) 5-20 Dplx Rcpt |
| 6002-5B | Black | (1) GFCI Rcpt, 6035 & (1) Dplx Rcpt, 6031 | (1) 5-20 GFCI Rcpt & (1) 5-20 Dplx Rcpt |
| 6002-6 | Yellow | (2) GFCI Rcpt, 6035 Plates | None |
| 6002-6B | Black | (2) GFCI Rcpt, 6035 Plates | None |
| 6002-7 | Yellow | (2) GFCI Rcpt, 6035 Plates | (1) 5-15 GFCI Rcpt & (1) 5-15 Decora Rcpt |
| 6002-7B | Black | (2) GFCI Rcpt, 6035 Plates | (1) 5-15 GFCI Rcpt & (1) 5-15 Decora Rcpt |
| 6002-8 | Yellow | (2) GFCI Rcpt, 6035 Plates | (1) 5-20 GFCI Rcpt & (1) 5-20 Decora Rcpt |
| 6002-8B | Black | (2) GFCI Rcpt, 6035 Plates | (1) 5-20 GFCI Rcpt & (1) 5-20 Decora Rcpt |

Notes: *Yellow boxes include blue plates | *Black boxes include black plates | **Included receptacles are black

Portable Outlet Boxes

Industrial Grade - 6100/3000 Series



3000 Series




Industry Leading Features:


- ⓘ Non-conductive TPV boxes are crush and jobsite oil resistant
- Available in standard and extra deep depth
- Plates are available with outdoor and indoor configurations
- 6100 boxes are available with cord entrance seals that resist moisture and dust.
- Available with feed-through option for stringer applications
- Available with Wire Mesh grips for pendant and rugged applications
- ⓘ Boxes accommodate 1/2 - 1" openings & countersunk for wire mesh fittings
- ⓘ Custom color and configuration and drop boxes available

ⓘ *Industry Leading, Ericson Exclusive*

Unique Features:



TPV Construction for rugged applications



Plates available for indoor and outdoor applications



Compression Grip for secure cable and dust/moisture resistance



Optional weatherproof wire mesh available for additional strain relief

6100 Series Outdoor Boxes-Without Plates



6130

Standard Depth Box, 3-3/16"



6129

Extra Deep Box, 4-5/32"



6130B

Standard Depth Box, 3-3/16"



6129B

Extra Deep Box, 4-5/32"

6100 Series Feed-Through Boxes-Without Plates



6130-F

Standard Depth Box, 3-3/16"



6129-F

Extra Deep Box, 4-5/32"



6130B-F


Standard Depth Box, 3-3/16"



6129B-F

Extra Deep Box, 4-5/32"

6000 Series Indoor and Weather Resistant Cover Plates



6031



6031B



6032



6032B

SINGLE 1.39" OPENING



6033



6033B

SINGLE 1.572" OPENING



6034



6034B



6035



6035B



6131
Duplex
Receptacle



6131B
Duplex
Receptacle



6132
Single Receptacle
1.39" OPENING



6133
Single Receptacle
1.572" OPENING



6135
GFCI
Receptacle



6135Y
GFCI
Receptacle



6135B
GFCI
Receptacle

3000 Series Outdoor Boxes-Without Plates



1/2" NPT

3059

Standard Depth Box, 3-3/16"



3/4" NPT

3099

Extra Deep Box, 4-5/32"



1" NPT

3091

Extra Deep Box, 1" NPT

3000 Series Feed-Through Boxes-Without Plates



1/2" NPT

3050F

Standard Depth Box, 3-3/16"



3/4" NPT

3090F

Extra Deep Box, 4-5/32"



1" NPT

3091F

Extra Deep Box, 3-3/16"

3000 Series Indoor and Weather Resistant Cover Plates



3051



3052

SINGLE 1.39" OPENING



3055

SINGLE 1.572" OPENING



3054



3060



3056
Duplex
Receptacle







3057
Single
Receptacle
1.39" OPENING



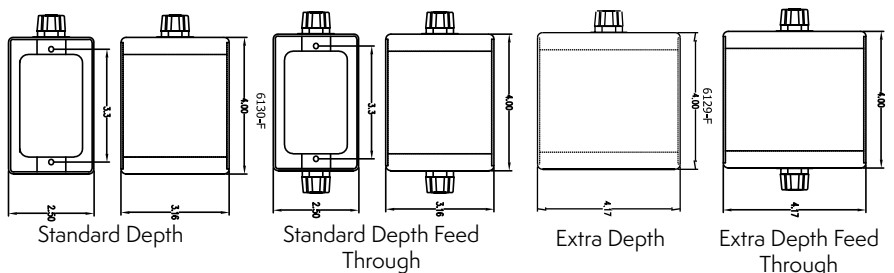
3061
GFCI
Receptacle



3058
Single
Receptacle
1.572" OPENING

| Standard | Deep | Standard Depth | Deep Depth |
|---|---|--|--|
|  |  |  |  |
| 3005* ¹ | 3085* ¹ | 3005-1* ¹ (15A Rcpt.) 3005-10* ¹ (20A Rcpt.) incl. box & (2) plates | 3085-1* ¹ (15A Rcpt.) 3085-10* ¹ (20A Rcpt.) incl. box & (2) plates |

6100/3000 Series Dimensions:



Notes: *Boxes includes two wallplates and screw kit | Custom assemblies available.

¹ Add B for Black.

6100 Series Weather Resistant Assemblies - Standard Depth

| | | | | | |
|--------------|--|--|--|--|--|
| | | | | | |
| 6100* | 6101-1* (15A Rcpt.) 6101-2* (20A Rcpt.) incl. box & (2) plates | 6101-3* Assembly with (1) GFCI & (1) Duplex Wall Plate | 6101-1G* Assembly with (1) 15A GFCI & (1) 15A Duplex Rcpt. 6101-2G* Assembly with (1) 20A GFCI & (1) 20A Duplex Rcpt. | 6101-6* Assembly with (2) GFCI Wall Plates | 6101-7* Assembly with (1) 15A GFCI & (1) 15A Decora Style Dplx Rcpt. 6101-8* Assembly with (1) 20A GFCI & (1) 20A Decora Style Dplx Rcpt. |
| | | | | | |

Notes: Standard depth box= 3-3/16", Extra deep box = 4-5/32"
*Available in black box and plates

| Standard Depth (Non-Feedthrough) | | | | | | | |
|----------------------------------|--------|-------------------------------|-------------------|-----------|------------------------------|----------------------------------|---|
| Part Number | Color | Indoor & Weather Resistant*** | Cord Grip Bushing | Box Depth | Bushing provided, NPT (inch) | Plates Included | Receptacles Included |
| 6100 | Yellow | Weather Resistant | Grip | Standard | 1/2" | (2) Duplex 6131 | None |
| 6100B | Black | Weather Resistant | Grip | Standard | 1/2" | (2) Duplex 6131B | None |
| 6101-1 | Yellow | Weather Resistant | Grip | Standard | 1/2" | (2) Duplex 6131 | (2) 5-15 Duplex |
| 6101B-1 | Black | Weather Resistant | Grip | Standard | 1/2" | (2) Duplex 6131 | (2) 5-15 Duplex |
| 6101-2 | Yellow | Weather Resistant | Grip | Standard | 1/2" | (2) Duplex 6131 | (2) 5-20 Duplex |
| 6101B-2 | Black | Weather Resistant | Grip | Standard | 1/2" | (2) Duplex 6131B | (2) 5-20 Duplex |
| 6101-1G | Yellow | Weather Resistant | Grip | Standard | 1/2" | (2) GFCI 6135 | (2) 5-15 GFCI Dplx |
| 6101B-1G | Black | Weather Resistant | Grip | Standard | 1/2" | (2) GFCI 6135B | (2) 5-15 GFCI Dplx |
| 6101-2G | Yellow | Weather Resistant | Grip | Standard | 1/2" | (2) GFCI 6135 | (2) 5-20 GFCI Dplx |
| 6101B-2G | Black | Weather Resistant | Grip | Standard | 1/2" | (2) GFCI 6135B | (2) 5-20 GFCI Dplx |
| 6101-3 | Yellow | Weather Resistant | Grip | Standard | 1/2" | (1) GFCI 6135 & (1) Duplex 6131 | None |
| 6101B-3 | Black | Weather Resistant | Grip | Standard | 1/2" | (1) GFCI 6135B & (1) Duplex 6131 | None |
| 6101-6 | Yellow | Weather Resistant | Grip | Standard | 1/2" | (2) GFCI 6135 | None |
| 6101B-6 | Black | Weather Resistant | Grip | Standard | 1/2" | (2) GFCI 6135B | None |
| 6101-7 | Yellow | Weather Resistant | Grip | Standard | 1/2" | (2) GFCI 6135 | (1) 5-15 GFCI Rcpt & (1) 5-15 Decora Rcpt |
| 6101B-7 | Black | Weather Resistant | Grip | Standard | 1/2" | (2) GFCI 6135B | (1) 5-15 GFCI Rcpt & (1) 5-15 Decora Rcpt |
| 6101-8 | Yellow | Weather Resistant | Grip | Standard | 1/2" | (2) GFCI 6135 | (1) 5-20 GFCI Rcpt & (1) 5-20 Decora Rcpt |
| 6101B-8 | Black | Weather Resistant | Grip | Standard | 1/2" | (2) GFCI 6135B | (1) 5-20 GFCI Rcpt & (1) 5-20 Decora Rcpt |
| 6130 | Yellow | * | Grip | Standard | 1/2" | None | None |
| 6130B | Black | * | Grip | Standard | 1/2" | None | None |
| 6130-34 | Yellow | * | None | Standard | 3/4" CB | None | None |
| 6130B-34 | Black | * | None | Standard | 3/4" CB | None | None |

Note:
*Yellow boxes include blue plates
*Black boxes include black plates
**Included receptacles are black
***Environmental rating is dependent on the type of plate used (indoor or outdoor)

6100 Series Weather Resistant Assemblies - Extra Deep

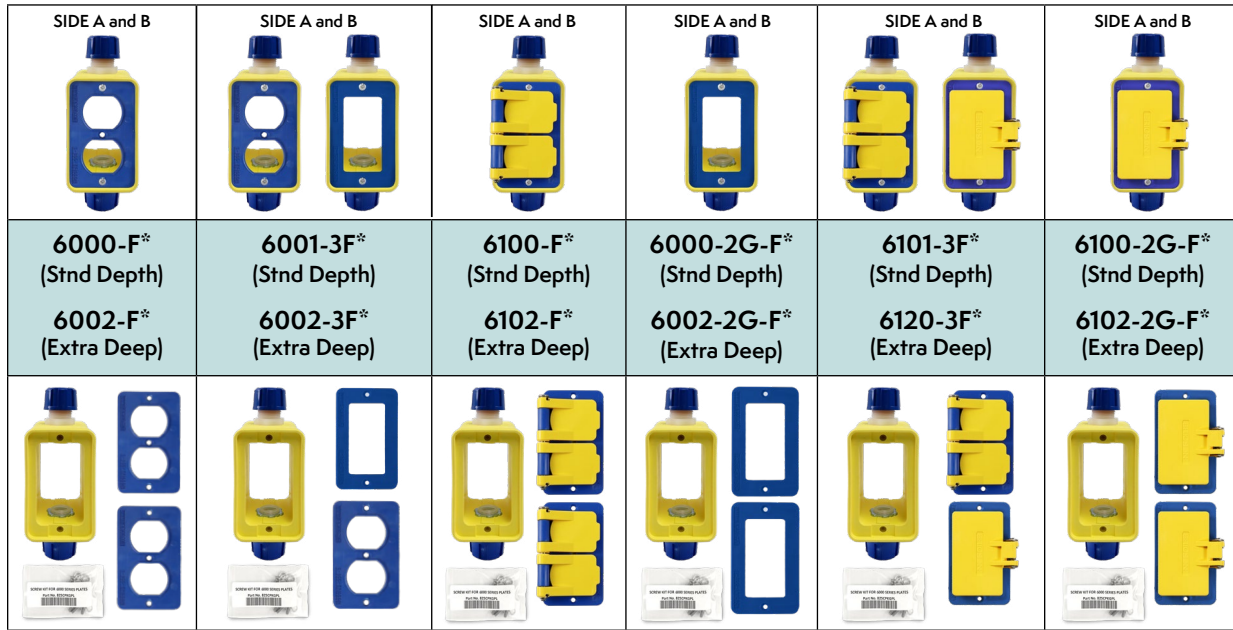
| | | | | | | | | | |
|--------------|--|--|--|---|--|--|--|--|--|
| | | | | | | | | | |
| 6102* | 6120-1* (15A Rcpt.) 6120-2* (20A Rcpt.) incl. box & (2) plates | 6120-3* Assembly with (1) GFCI & (1) Duplex Wall Plate | 6120-1G* Assembly with (1) 15A GFCI & (1) 15A Duplex Rcpt. 6120-2G* Assembly with (1) 20A GFCI & (1) 20A Duplex Rcpt. | 6102-2G* Assembly with (2) GFCI Wall Plates | 6120-5G* Assembly with (2) 15A GFCI Rcpt. 6120-6G* Assembly with (2) 20A GFCI Rcpt. | 6120-7* Assembly with (1) 15A GFCI & (1) 15A Decora Style Dplx Rcpt. 6120-8* Assembly with (1) 20A GFCI & (1) 20A Decora Style Dplx Rcpt. | | | |
| | | | | | | | | | |

Notes: Standard depth box = 3-3/16", Extra deep box = 4-5/32"

*Available in black box and plates

| Extra Deep (Non-Feedthrough) | | | | | | | |
|------------------------------|--------|-------------------------------|-------------------|------------|------------------------------|-----------------------------------|---|
| Part Number | Color | Indoor & Weather Resistant*** | Cord Grip Bushing | Box Depth | Bushing provided, NPT (inch) | Plates Included | Receptacles Included |
| 6002-34N | Yellow | Indoor | Grip | Extra Deep | 3/4" | (2) Duplex 6031 | None |
| 6102 | Yellow | Weather Resistant | Grip | Extra Deep | 1/2" | (2) Duplex 6131 | None |
| 6102B | Black | Weather Resistant | Grip | Extra Deep | 1/2" | (2) Duplex 6131B | None |
| 6120-1 | Yellow | Weather Resistant | Grip | Extra Deep | 1/2" | (2) Duplex 6131 | (2) 5-15 Duplex |
| 6120B-1 | Black | Weather Resistant | Grip | Extra Deep | 1/2" | (2) Duplex 6131 | (2) 5-15 Duplex |
| 6120-2 | Yellow | Weather Resistant | Grip | Extra Deep | 1/2" | (2) Duplex 6131 | (2) 5-20 Duplex |
| 6120B-2 | Black | Weather Resistant | Grip | Extra Deep | 1/2" | (2) Duplex 6131B | (2) 5-20 Duplex |
| 6120-1G | Yellow | Weather Resistant | Grip | Extra Deep | 1/2" | (1) GFCI 6135 & (1) Duplex 6031 | (1) 5-15 GFCI Rcpt & (1) 5-15 Decora Rcpt |
| 6120B-1G | Black | Weather Resistant | Grip | Extra Deep | 1/2" | (1) GFCI 6135B & (1) Duplex 6031B | (1) 5-15 GFCI Rcpt & (1) 5-15 Decora Rcpt |
| 6120-2G | Yellow | Weather Resistant | Grip | Extra Deep | 1/2" | (1) GFCI 6135 & (1) Duplex 6031 | (1) 5-20 GFCI Rcpt & (1) 5-20 Decora Rcpt |
| 6120B-2G | Black | Weather Resistant | Grip | Extra Deep | 1/2" | (1) GFCI 6135B & (1) Duplex 6031B | (1) 5-20 GFCI Rcpt & (1) 5-20 Decora Rcpt |
| 6120-3 | Yellow | Weather Resistant | Grip | Extra Deep | 1/2" | (1) GFCI 6135 & (1) Duplex 6131 | None |
| 6120B-3 | Black | Weather Resistant | Grip | Extra Deep | 1/2" | (1) GFCI 6135B & (1) Duplex 6131B | None |
| 6102-2G | Yellow | Weather Resistant | Grip | Extra Deep | 1/2" | (2) GFCI 6135 | None |
| 6102B-2G | Black | Weather Resistant | Grip | Extra Deep | 1/2" | (2) GFCI 6135B | None |
| 6120-5G | Yellow | Weather Resistant | Grip | Extra Deep | 1/2" | (2) GFCI 6135 | (2) 5-15 GFCI Rcpt |
| 6120B-5G | Black | Weather Resistant | Grip | Extra Deep | 1/2" | (2) GFCI 6135B | (2) 5-15 GFCI Rcpt |
| 6120-6G | Yellow | Weather Resistant | Grip | Extra Deep | 1/2" | (2) GFCI 6135 | (2) 5-20 GFCI Rcpt |
| 6120B-6G | Black | Weather Resistant | Grip | Extra Deep | 1/2" | (2) GFCI 6135B | (2) 5-20 GFCI Rcpt |
| 6120-7 | Yellow | Weather Resistant | Grip | Extra Deep | 1/2" | (2) GFCI 6135 | (1) 5-15 GFCI Rcpt & (1) 5-15 Decora Rcpt |
| 6120B-7 | Black | Weather Resistant | Grip | Extra Deep | 1/2" | (2) GFCI 6135B | (1) 5-15 GFCI Rcpt & (1) 5-15 Decora Rcpt |
| 6120-8 | Yellow | Weather Resistant | Grip | Extra Deep | 1/2" | (2) GFCI 6135 | (1) 5-20 GFCI Rcpt & (1) 5-20 Decora Rcpt |
| 6120B-8 | Black | Weather Resistant | Grip | Extra Deep | 1/2" | (2) GFCI 6135B | (1) 5-20 GFCI Rcpt & (1) 5-20 Decora Rcpt |
| 6129 | Yellow | * | Grip | Extra Deep | 1/2" | None | None |
| 6129B | Black | * | Grip | Extra Deep | 1/2" | None | None |
| 6129-34 | Yellow | * | None | Extra Deep | 3/4" CB | None | None |
| 6129B-34 | Black | * | None | Extra Deep | 3/4" CB | None | None |
| 6129-34N | Yellow | * | Grip | Extra Deep | 3/4" | None | None |
| 6129B-34N | Black | * | Grip | Extra Deep | 3/4" | None | None |

6100 Series Feed-Through Style - Indoor & Weather Resistant Assemblies Standard and Extra Deep Depth



Notes: Standard depth box = 3-3/16",
Extra deep box = 4-5/32"

*Available in black box and plates

**Not shown

| Indoor Feed Through - Standard Depth & Extra Deep | | | | | | | |
|--|--------|----------------------------|-------------------|------------|------------------------------|-----------------------|----------------------|
| Part Number | Color | Indoor & Weather Resistant | Cord Grip Bushing | Box Depth | Bushing provided, NPT (inch) | Plates Included | Receptacles Included |
| 6000-F | Yellow | Indoor | Grip | Standard | 1/2" | (2) Duplex 6031 | None |
| 6000B-F | Black | Indoor | Grip | Standard | 1/2" | (2) Duplex 6031B | None |
| 6000-2G-F | Yellow | Indoor | Grip | Standard | 1/2" | (2) GFCI 6035 | None |
| 6000B-2G-F | Black | Indoor | Grip | Standard | 1/2" | (2) Duplex 6035B | None |
| 6001-3F | Yellow | Indoor | Grip | Standard | 1/2" | (1) 6031 & (1) 6135 | None |
| 6001B-3F | Black | Indoor | Grip | Standard | 1/2" | (1) 6031B & (1) 6135B | None |
| 6002-3F | Yellow | Indoor | Grip | Extra Deep | 1/2" | (1) 6031 & (1) 6135 | None |
| 6002B-3F | Black | Indoor | Grip | Extra Deep | 1/2" | (1) 6031B & (1) 6135B | None |
| 6002-F | Yellow | Indoor | Grip | Extra Deep | 1/2" | (2) Duplex 6031 | None |
| 6002B-F | Black | Indoor | Grip | Extra Deep | 1/2" | (2) Duplex 6031 | None |
| 6002-2G-F | Yellow | Indoor | Grip | Extra Deep | 1/2" | (2) GFCI 6035 | None |
| 6002B-2G-F | Black | Indoor | Grip | Extra Deep | 1/2" | (2) Duplex 6035B | None |
| Outdoor Feed Through - Standard Depth & Extra Deep | | | | | | | |
| 6100-F | Yellow | Weather Resistant | Grip | Standard | 1/2" | (2) Duplex 6131 | None |
| 6100B-F | Black | Weather Resistant | Grip | Standard | 1/2" | (2) Duplex 6131B | None |
| 6101-3F | Yellow | Weather Resistant | Grip | Standard | 1/2" | (1) 6031 & (1) 6135 | None |
| 6101B-3F | Black | Weather Resistant | Grip | Standard | 1/2" | (1) 6031B & (1) 6135B | None |
| 6120-3F | Yellow | Weather Resistant | Grip | Extra Deep | 1/2" | (1) 6031 & (1) 6135 | None |
| 6120B-3F | Black | Weather Resistant | Grip | Extra Deep | 1/2" | (1) 6031B & (1) 6135B | None |
| 6100-2G-F | Yellow | Weather Resistant | Grip | Standard | 1/2" | (2) GFCI 6135-Y | None |
| 6100B-2G-F | Black | Weather Resistant | Grip | Standard | 1/2" | (2) GFCI 6135B | None |
| 6102-F | Yellow | Weather Resistant | Grip | Extra Deep | 1/2" | (2) Duplex 6131 | None |
| 6102B-F | Black | Weather Resistant | Grip | Extra Deep | 1/2" | (2) Duplex 6131B | None |
| 6102-2G-F | Yellow | Weather Resistant | Grip | Extra Deep | 1/2" | (2) GFCI 6135-Y | None |
| 6102B-2G-F | Black | Weather Resistant | Grip | Extra Deep | 1/2" | (2) GFCI 6135B | None |
| 6130-F | Yellow | * | Grip | Standard | 1/2" | None | None |
| 6130B-F | Black | * | Grip | Standard | 1/2" | None | None |
| 6129-F | Yellow | * | Grip | Extra Deep | 1/2" | None | None |
| 6129B-F | Black | * | Grip | Extra Deep | 1/2" | None | None |
| 6129-34-F | Yellow | * | None | Extra Deep | 3/4" CB | None | None |
| 6129B-34-F | Black | * | None | Extra Deep | 3/4" CB | None | None |


Note: *Environmental rating is dependent on the type of plate used (indoor or outdoor)

Diameter Ranges of Portable Electrical Cord in Accordance with UL 62

| Type | AWG Size | 2 Conductors | 3 Conductors | 4 Conductors |
|--|----------|--------------|--------------|--------------|
| SJ, SJE, SJOO, SJO, SJE0, SJT, SJTO, SJTOO | 18 | 0.280-0.315 | 0.300-0.335 | 0.325-0.365 |
| | 16 | 0.305-0.340 | 0.325-0.360 | 0.350-0.395 |
| | 14 | 0.335-0.375 | 0.360-0.395 | 0.390-0.435 |
| | 12 | 0.405-0.455 | 0.425-0.475 | 0.465-0.520 |
| | 10 | 0.540-0.605 | 0.565-0.635 | 0.625-0.700 |
| S, SE, SOO, SO, SEO, ST, STOO, STO | 18 | 0.340-0.385 | 0.360-0.400 | 0.385-0.430 |
| | 16 | 0.365-0.410 | 0.385-0.430 | 0.410-0.460 |
| | 14 | 0.495-0.550 | 0.520-0.575 | 0.560-0.620 |
| | 12 | 0.565-0.625 | 0.590-0.655 | 0.640-0.710 |
| | 10 | 0.615-0.685 | 0.650-0.720 | 0.700-0.775 |


6100 and 3000 Series Box Strain Relief Kits

| Indoor Galvanized Aluminum Wire Mesh Strain Relief | | |
|--|-------------|-------------|
| Size | Part Number | Cable Range |
| 1/2" NPT | SR-022 | .24-.32 |
| 1/2" NPT | SR-030 | .32-.43 |
| 1/2" NPT | SR-040 | .43-.54 |
| 3/4" NPT | SR-052 | .54-.73 |
| 1" NPT | SR-070 | .73-.97 |






Dry location only.

| Outdoor Watertight Deluxe Stainless Steel Wire Mesh Strain Relief | | |
|---|-------------|-------------|
| Size | Part Number | Cable Range |
| 1/2" NPT | DCG-43-F2 | .31-.43 |
| 1/2" NPT | DCG-50-F2 | .37-.50 |
| 3/4" NPT | DCG-50-F3 | .37-.50 |
| 3/4" NPT | DCG-62-F3 | .50-.62 |
| 3/4" NPT | DCG-75-F3 | .62-.75 |
| 1" NPT | DCG-75-F4 | .62-.75 |
| 1" NPT | DCG-87-F4 | .75-.87 |
| 1" NPT | DCG-100-F4 | .87-1.0 |




| Replacement Screws for 6000 Series Plates | |
|---|-------------------------------|
| Part Number | Description |
| 60SCPKG | Screw Package for 6000 Series |



| Nonmetallic Cord Grips Kit <i>(Includes cord grip insert, grip nut, and lock nut)</i> | | | |
|--|-------------|-------------|---|
| Non-Metallic Cord Grip | Part Number | Cable Range | |
| 1/2" NPT | 82005 | .30 - .61 |  |
| 1/2" NPT | 82005B | .30 - .61 | |
| 3/4" NPT | 82034 | .45-.70 | |
| 1" NPT | 82010 | .59-1.0 | |
| Metallic Lock Nuts | | | |
| Size | Part Number | | |
| 1/2" NPT | Locknut-50 | |  |
| 3/4" NPT | Locknut-75 | | |
| 1" NPT | Locknut-100 | | |

Note: 6100 Series are supplied standard with Non-Metallic Cord Grip

| MAX CORD DIA. (inch) | B10200XX* | | | | | Catalog # |
|----------------------|----------------------|-----------------------|------------------|-----------------|---------------|-----------|
| | Small White OVAL #24 | Small Orange OVAL #25 | Small Yellow #21 | Small White #20 | Small Red #16 | |
| .160 x .360 | OVAL (UF) | OVAL (UF) | .370 | .450 | .560 | |
| .230 x .440 | | | | | | |
| | | | Yellow | White | Red | |
| 6130 | Optional | Optional | ✓ | ✓ | ✓ | #24 |
| 6129 | | | ✓ | ✓ | ✓ | #25 |
| 6130B | | | ✓ | ✓ | ✓ | #21 |
| 6129B | | | ✓ | ✓ | ✓ | #20 |
| 6130-F | | | ✓ | ✓ | ✓ | #16 |
| 6129-F | | | ✓ | ✓ | ✓ | |
| 6130B-F | | | ✓ | ✓ | ✓ | |
| 6129B-F | ✓ | ✓ | ✓ | | | |



Note:

To build a grommet catalog number replace the "XX" with grommet number desired, e.g. B1020021

*May be ordered separately - Call for details

Portable Outlet Boxes

Industrial Grade - 8000/3200 Series

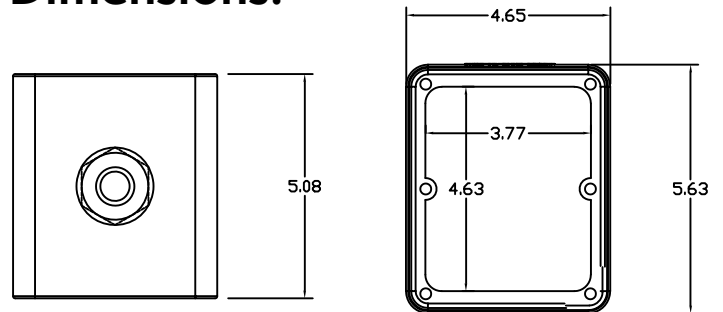


Industry Leading Features:

- Ⓜ Non-conductive TPV boxes are crush and jobsite oil resistant.
 - Available in extra deep "quad" size to accommodate a wide range of potential configurations
- Ⓜ Plates are available in outdoor and indoor configurations
 - Boxes are available with rugged cord grip seals that resist moisture and dust penetration.
 - Available with Wire Mesh grips for pendant and rugged use applications
 - Available with feed-through option for stringer applications
- Ⓜ Boxes accommodate 1/2 - 1" openings & counterbored for wire mesh fittings

Ⓜ *Industry Leading, Ericson Exclusive*


Dimensions:



Unique Features:



TPV Construction for rugged applications



Plates available for indoor and outdoor applications



Compression Grip for secure cable and dust/moisture resistance



Optional mesh available for additional strain relief

8000 Series Selection Guide

8000 Series portable electrical enclosures with large internal wiring area, allows for cords from 18/3 to 6/4 ga. Rugged and durable, these outlet boxes are engineered to provide protection in harsh conditions. **Select wall plates from tables on page 4.**


| Part Number | Box Color* | Description | Number of Openings | Cord Clamp Bushing NPT (inch) | Feed-through |
|-------------|------------|---|--------------------|-------------------------------|--------------|
| 8005 | Yellow | Box with 1, 1/2" npt Opening and nonmetallic grip | 1 | 1/2" | No |
| 8005B | Black | Box with 1, 1/2" npt Opening and nonmetallic grip | 1 | 1/2" | No |
| 8005F | Yellow | Box with 2, 1/2" npt Openings (1 Opening at each end) and nonmetallic grips | 2 | 1/2" | Yes |
| 8005FB | Black | Box with 2, 1/2" npt Openings (1 Opening at each end) and nonmetallic grips | 2 | 1/2" | Yes |
| 8034 | Yellow | Box with 1, 3/4" npt Opening and nonmetallic grip | 1 | 3/4" | No |
| 8034B | Black | Box with 1, 3/4" npt Opening and nonmetallic grip | 1 | 3/4" | No |
| 8034-OR | Orange | Box with 1, 3/4" npt Opening and nonmetallic grip | 1 | 3/4" | No |
| 8034F | Yellow | Box with 2, 3/4" npt Openings (1 Opening at each end) and nonmetallic grips | 2 | 3/4" | Yes |
| 8034FB | Black | Box with 2, 3/4" npt Openings (1 Opening at each end) and nonmetallic grips | 2 | 3/4" | Yes |
| 8010 | Yellow | Box with 1, 1" npt Opening and nonmetallic grip | 1 | 1" | No |
| 8010B | Black | Box with 1, 1" npt Opening and nonmetallic grip | 1 | 1" | No |
| 8010F | Yellow | Box with 2, 1" npt Openings (1 Opening at each end) and nonmetallic grips | 2 | 1" | Yes |
| 8010FB | Black | Box with 2, 1" npt Openings (1 Opening at each end) and nonmetallic grips | 2 | 1" | Yes |

Environmental rating is dependent on the type of plate used (indoor or outdoor)

*Custom colors are available.



Nonmetallic cord grip included.




Plates available in yellow, blue, black, and orange.


8000 Series Indoor Cover Plates

*8000 Cover Plates are available in blue, orange and black


← 5.250 →



8200



8201




8202




8203



8204




8205




8206




8207



8208




8209



8210

8000 Series Weather Resistant Cover Plates


*8000 Series Weather Proof plates are standard Blue, Black and Orange plate with yellow weather proof covers.available in blue, orange and black




8201FS



8203FS




8204FS




8206FS




8207FS



8208FS



8209FS
8209FS-OR



8210FS

8000 Series Indoor Cover Plates

| Part Number | Color | "Indoor Cover Plates (WR plates have WR Covers over openings)" | Description |
|--|-------|---|--|
| 8000 Box Series (2-gang) cover plates | | | |
| 8200 | Blue | Indoor | Blank |
| 8200B | Black | Indoor | Blank |
| 8201 | Blue | Indoor | (2) Duplex Receptacles |
| 8201B | Black | Indoor | (2) Duplex Receptacles |
| 8202 | Blue | Indoor | (1) GFCI Panel Mount (1075) |
| 8203 | Blue | Indoor | (1) GFCI Duplex Receptacle |
| 8203-2 | Blue | Indoor | (1) GFCI Duplex with (3) Push Button Breaker Openings |
| 8203B | Black | Indoor | (1) GFCI Duplex Receptacle |
| 8204 | Blue | Indoor | (2) GFCI Duplex Receptacles |
| 8204B | Black | Indoor | (2) GFCI Duplex Receptacles |
| 8205 | Blue | Indoor | (1) RV TT-30 Receptacle Opening |
| 8206 | Blue | Indoor | (2) Single 1.572" Diameter Opening |
| 8206B | Black | Indoor | (2) Single 1.572" Diameter Opening |
| 8207 | Blue | Indoor | (1) Single 1.572" Diameter Opening |
| 8207B | Black | Indoor | (1) Single 1.572" Diameter Opening |
| 8208 | Blue | Indoor | (1) Duplex Receptacle & (1) Single 1.572" Diameter Opening |
| 8208B | Black | Indoor | (1) Duplex Receptacle & (1) Single 1.572" Diameter Opening |
| 8209 | Blue | Indoor | (1) Duplex Receptacle |
| 8209B | Black | Indoor | (1) Duplex Receptacle |
| 8210 | Blue | Indoor | (1) Duplex Receptacle & (1) GFCI Duplex Receptacle |

8000 Series Weather Resistant Cover Plates

| Part Number | Color | Outdoor Cover Plates (WR has covers on plates)" | Description |
|--|--------|--|--|
| 8000 Box Series (2-gang) cover plates | | | |
| 8201FS | Blue | Weather Resistant | (2) Duplex Receptacles with Yellow WP Covers |
| 8201FS-OR | Orange | Weather Resistant | (2) Duplex Receptacles with Orange WP Covers |
| 8201FSB | Black | Weather Resistant | (2) Duplex Receptacles with Yellow WP Covers |
| 8203FS | Blue | Weather Resistant | (1) GFCI Duplex Receptacle with Yellow WP Covers |
| 8203FS-2 | Blue | Weather Resistant | (1) GFCI Duplex Receptacle with (3) Push Breaker Openings |
| 8203FSB | Black | Weather Resistant | (1) GFCI Duplex Receptacle with Yellow WP Covers |
| 8204FS | Blue | Weather Resistant | (2) GFCI Duplex Receptacles with Yellow WP Covers |
| 8204FSB | Black | Weather Resistant | (2) GFCI Duplex Receptacles with Yellow WP Covers |
| 8206FS | Blue | Weather Resistant | (2) Single 1.572" Diameter Openings with Yellow WP Covers |
| 8207FS | Blue | Weather Resistant | (1) Single 1.572" Diameter Openings with Yellow WP Covers |
| 8208FS | Blue | Weather Resistant | (1) Duplex & (1) Single 1.572" Diameter Openings with Yellow WP Covers |
| 8209FS | Blue | Weather Resistant | (1) Duplex Receptacle with Yellow WP Covers |
| 8209FS-OR | Orange | Weather Resistant | (1) Duplex Receptacle with Orange WP Covers |
| 8209FS-OR-1 | Orange | Weather Resistant | (1) Duplex Receptacle with Orange WP Covers with (3) Push Breaker Openings |
| 8209FSB | Black | Weather Resistant | (1) Duplex Receptacle with Yellow WP Covers |
| 8210FS | Blue | Weather Resistant | (1) Duplex Receptacle & (1) GFCI Duplex with Yellow WP Covers |

3200 Series Selection Guide

Select your nonmetallic box and plate kits from below or assorted boxes from page 18 to match the box with plates illustrated below.

| Part Number | Color* | Description | Cord Clamp Bushing NPT (inch) |
|-------------|--------|---|-------------------------------|
| 3200 | Yellow | Portable Outlet Box 2-Gang Yellow Double Sided 3/4" NPT W/ 2 Blank (3265) Yellow Coverplates | 3/4" |
| 3210 | Yellow | Portable Outlet Box 2-Gang Yellow Double Sided 3/4" NPT W/ 2 Duplex (3260) Yellow Coverplates | 3/4" |
| 3215 | Yellow | Portable Outlet Box 2-Gang Yellow Double Sided 3/4" NPT W/ 2 Duplex (3260W) Yellow Coverplates with Flips | 3/4" |

Environmental rating is dependent on the type of plate used (indoor or outdoor)

*Custom colors are available.

3200 Series Indoor Cover Plates

* Cover plates and weather proof covers are yellow.

← 5.250 →



3265



3260
(2) DUPLEX
RECEPTACLES



3263
(2) SINGLE 1.572" DIAMETER
OPENING



3261
(1) SINGLE 1.572" DIAMETER
OPENING

3200 Series Weather Resistant Cover Plates




(2) DUPLEX RECEPTACLES
WITH YELLOW WP
COVERS



(2) SINGLE 1.572"
DIAMETER OPENINGS
WITH YELLOW WP
COVERS



(1) SINGLE 1.572"
DIAMETER OPENINGS
WITH YELLOW WP
COVERS




(1) DUPLEX RECEPTACLE
& (1) GFCI DUPLEX WITH
YELLOW WP COVERS

Diameter Ranges of Portable Electrical Cord in Accordance with UL 62

| Type | AWG Size | 2 Conductors | 3 Conductors | 4 Conductors |
|---|----------|--------------|--------------|--------------|
| SJ,SJE, SJOO, SJO, SJEO, SJT, SJTO, SJTOO | 18 | 0.280-0.315 | 0.300-0.335 | 0.325-0.365 |
| | 16 | 0.305-0.340 | 0.325-0.360 | 0.350-0.395 |
| | 14 | 0.335-0.375 | 0.360-0.395 | 0.390-0.435 |
| | 12 | 0.405-0.455 | 0.425-0.475 | 0.465-0.520 |
| | 10 | 0.540-0.605 | 0.565-0.635 | 0.625-0.700 |
| S, SE, SOO, SO, SEO, ST, STOO, STO | 18 | 0.340-0.385 | 0.360-0.400 | 0.385-0.430 |
| | 16 | 0.365-0.410 | 0.385-0.430 | 0.410-0.460 |
| | 14 | 0.495-0.550 | 0.520-0.575 | 0.560-0.620 |
| | 12 | 0.565-0.625 | 0.590-0.655 | 0.640-0.710 |
| | 10 | 0.615-0.685 | 0.650-0.720 | 0.700-0.775 |


6100 and 3000 Series Box Strain Relief Kits

| Indoor Galvanized Aluminum Wire Mesh Strain Relief | | |
|--|-------------|-------------|
| Size | Part Number | Cable Range |
| 1/2" NPT | SR-022 | .24-.32 |
| 1/2" NPT | SR-030 | .32-.43 |
| 1/2" NPT | SR-040 | .43-.54 |
| 3/4" NPT | SR-052 | .54-.73 |
| 1" NPT | SR-070 | .73-.97 |






Dry location only.

| Outdoor Watertight Deluxe Stainless Steel Wire Mesh Strain Relief | | |
|---|-------------|-------------|
| Size | Part Number | Cable Range |
| 1/2" NPT | DCG-43-F2 | .31-.43 |
| 1/2" NPT | DCG-50-F2 | .37-.50 |
| 3/4" NPT | DCG-50-F3 | .37-.50 |
| 3/4" NPT | DCG-62-F3 | .50-.62 |
| 3/4" NPT | DCG-75-F3 | .62-.75 |
| 1" NPT | DCG-75-F4 | .62-.75 |
| 1" NPT | DCG-87-F4 | .75-.87 |
| 1" NPT | DCG-100-F4 | .87-1.0 |




| Replacement Screws for 6000 Series Plates | |
|---|-------------------------------|
| Part Number | Description |
| 60SCPKG | Screw Package for 6000 Series |



| Nonmetallic Cord Grips Kit <i>(Includes cord grip insert, grip nut, and lock nut)</i> | | | |
|--|-------------|-------------|---|
| Non-Metallic Cord Grip | Part Number | Cable Range | |
| 1/2" NPT | 82005 | .30 - .61 |  |
| 1/2" NPT | 82005B | .30 - .61 | |
| 3/4" NPT | 82034 | .45-.70 | |
| 1" NPT | 82010 | .59-1.0 | |
| Metallic Lock Nuts | | | |
| Size | Part Number | | |
| 1/2" NPT | Locknut-50 | |  |
| 3/4" NPT | Locknut-75 | | |
| 1" NPT | Locknut-100 | | |

Note: 6100 Series are supplied standard with Non-Metallic Cord Grip

| MAX CORD DIA. (inch) | B10200XX* | | | | | Catalog # | |
|----------------------|----------------------|-----------------------|------------------|-----------------|---------------|-----------|-----|
| | Small White OVAL #24 | Small Orange OVAL #25 | Small Yellow #21 | Small White #20 | Small Red #16 | | |
| .160 x .360 | Optional | Optional | | | | 6130 | #24 |
| .230 x .440 | Optional | Optional | | | | 6129 | #25 |
| .370 | | | Yellow | White | Red | 6130B | #21 |
| .450 | | | Yellow | White | Red | 6129B | #20 |
| .560 | | | Yellow | White | Red | 6130-F | #16 |
| | | | Yellow | White | Red | 6129-F | |
| | | | Yellow | White | Red | 6130B-F | |
| | | | Yellow | White | Red | 6129B-F | |



Note:

To build a grommet catalog number replace the "XX" with grommet number desired, e.g. B1020021

*May be ordered separately - Call for details

Indoor Outlet Boxes

15-30 Amp Power Drops



8000 Series

6000 Series

Standard Features:

- Constructed of Crush and Chemical Resistant TPV
- Electrically safe non-metallic multi-color enclosure
- Myriad of plate and configuration options
- Custom cord type, length, and color
- Cord Grip and Mesh Options Available
- Combine with Ericson Cord Reels for Increased Flexibility

Applications:

- Indoor Applications with Overhead Power
- Retail Displays
- Warehouse Convenience and Conveyor Applications with Relocatable Cells or Work Stations
- Data Center Applications

 *Industry Leading, Ericson Exclusive*

Unique Features:



Boxes available in several color options



Available in Wire Mesh, Cord Grip and Cord Clamp Strain Relief



Wire Mesh Support Grips & Springs Available



| | | | | Single Gang Outlet Box | | | | Double Gang Outlet Box | | | |
|-------------------|-------------|------|------------------|----------------------------------|-------------------------|-----------------------------|--------------------------|----------------------------------|-------------------------|--------------------------|--------------------------|
| Electrical Rating | | | | Indoor Rated | | | | Indoor Rated | | | |
| Voltage | Poles/Wires | AMPs | NEMA | Step 1: 6000 Series Part # | Step 2: NEMA Code | # of recepts per side | Coverplate Part # Ref | Step 1: 8000 Series Part # | Step 2: NEMA Code | #of receipts per side | Coverplate Part # Ref |
| 125V | 2P/3W | 15 | 5-15R | 60 | 1 | 1 | 6032 | 80 | 2 3 | 4 4 | 8201 |
| | | | 5-15R Duplex | 60 | 2 | 2 | 6031 | | | | 8204 |
| | | | 5-15RGFCI Duplex | 60 | 3 | 2 | 6035 | | | | |
| 125V | 2P/3W | 20 | 5-20R | 60 | 4 | 1 | 6032 | 80 | 5 6 | 4 4 | 8201 |
| | | | 5-20R Duplex | 60 | 5 | 2 | 6031 | | | | 8204 |
| | | | 5-20RGFCI Duplex | 60 | 6 | 2 | 6035 | | | | |
| 250V | 2P/3W | 15 | 6-15R | 60 | 7 | 1 | 6032 | 80 | 7 | 2 | 8206 |
| 250V | 2P/3W | 20 | 6-20R | 60 | 8 | 1 | 6032 | 80 | 8 | 2 | 8206 |
| 125V | 2P/3W | 15 | L5-15R | 60 | 9 | 1 | 6032 | 80 | 9 | 2 | 8206 |
| 250V | 2P/3W | 20 | L6-20R | 60 | 10 | 1 | 6032 | 80 | 10 | 2 | 8206 |
| 277V AC | 2P/3W | 20 | L7-20R | 60 | 11 | 1 | 6033 | 80 | 11 | 2 | 8206 |
| 125V | 2P/3W | 20 | L5-20R | 60 | 12 | 1 | 6033 | 80 | 12 | 2 | 8206 |
| 250V | 2P/3W | 20 | L6-20R | 60 | 13 | 1 | 6033 | 80 | 13 | 2 | 8206 |
| 277V AC | 2P/3W | 20 | L7-20R | 60 | 14 | 1 | 6033 | 80 | 14 | 2 | 8206 |
| 125V | 2P/3W | 30 | L5-30R | 60 | 15 | 1 | 6033 | 80 | 15 | 2 | 8206 |
| 250V | 2P/3W | 30 | L6-30R | 60 | 16 | 1 | 6033 | 80 | 16 | 2 | 8206 |
| 277V AC | 2P/3W | 30 | L7-30R | 60 | 17 | 1 | 6033 | 80 | 17 | 2 | 8206 |
| 125/250V AC | 3P/4W | 20 | L14-20R | 60 | 18 | 1 | 6033 | 80 | 18 | 2 | 8206 |
| 3PH 250V AC | 3P/4W | 20 | L15-20R | 60 | 19 | 1 | 6033 | 80 | 19 | 2 | 8206 |
| 3PH 480V AC | 3P/4W | 20 | L16-20R | 60 | 20 | 1 | 6033 | 80 | 20 | 2 | 8206 |
| 125/250V AC | 3P/4W | 30 | L14-30R | 60 | 21 | 1 | 6033 | 80 | 21 | 2 | 8206 |
| 3PH 250V AC | 3P/4W | 30 | L15-30R | 60 | 22 | 1 | 6033 | 80 | 22 | 2 | 8206 |
| 3PH 480V AC | 3P/4W | 30 | L16-30R | 60 | 23 | 1 | 6033 | 80 | 23 | 2 | 8206 |
| 3PH 600V AC | 3P/4W | 30 | L17-30R | 60 | 24 | 1 | 6033 | 80 | 24 | 2 | 8206 |



60560-2123-WMBDO



601560-1103-WMBDO



60225-2143-1



80525-2123-WMBD4



80625-2104-21



Support Wire Mesh Grip




40 LB Spring

Popular Configurations:

| Part Number | Non-Metallic Box Series | Amps | Volts | NEMA Type | # of Recepts (plug ins) | Cable Length (ft) | Cable Type | Box Strain Relief | Supply Cable Strain Relief | Supply Config |
|--------------------|-------------------------|------|---------|---|-------------------------|-------------------|--------------|-------------------|----------------------------|--------------------|
| 60560-2123-WMBDO | 6000 | 20 | 125 | (2) 5-20R Duplex Receptacles | 4 | 60 | 12/3 SOW BLK | Wire Mesh Grip | Bus Drop Grip +40lb Spring | Blunt/Flying Leads |
| 601560-110 3-WMBDO | 6000 | 30 | 125 | (1) L5-30R Locking Receptacle | 1 | 60 | 10/3 SOW BLK | Wire Mesh Grip | Bus Drop Grip +40lb Spring | Blunt/Flying Leads |
| 60525-2123-WMBD4 | 6000 | 20 | 125 | (2) 5-20R Duplex Receptacles | 4 | 25 | 12/3 SOW BLK | Wire Mesh Grip | Bus Drop Grip +40lb Spring | 5-20P Plug |
| 60225-2143-1 | 6000 | 15 | 125 | (2) 5-15R Duplex Receptacles | 4 | 25 | 14/3 SOW BLK | Cord Grip | None | 5-15P Plug |
| 80525-2123-WMBD4 | 8000 | 20 | 125 | (4) 5-20R Duplex Receptacles | 8 | 25 | 12/3 SOW BLK | Wire Mesh Grip | Bus Drop Grip +40lb Spring | 5-20P Plug |
| 80625-2104-21 | 8000 | 30 | 120/240 | (2) 5-20R GFCI & (2) 5-20R Duplex Receptacles | 8 | 25 | 10/4 SOW BLK | Cord Grip | None | L14-30 Plug |

Design Your Own Power Drop

Use the table and spaces below to customize your own Quad Box Stringers by typing or writing into the fields. Once complete, please forward to your Ericson Representative or Regional Business Development Team.

| Series | NEMA Code | Cable Length | # of sides w/ recepts | Cable Size | Option: Box Strain Relief Type | Option: Support Grip | Option: Primary Plug |
|--|-----------------------------|--------------------------|-----------------------|---|---|--|---|
| 60 | 5 | 25- | 2 | 123- | WM | BD | 4 |
| 60 = Single Gang Box 80 = Double Gang Box (Std Color = Yellow) | (See Step 2 in Chart below) | 10' 25' 50' 60' | 1 2 | 143 = 14/3 123 = 12/3 103 = 10/3 124 = 12/4 104 = 10/4 (Std Color = Black) | Blank = Standard Cord Grip WM = Wire Mesh Strain Relief Grip | Blank = Standard Cord Grip, No Wire Mesh or Spring. BD = Standard Indoor Strain Relief  Support Wire Mesh Grip | 0 = Blunt end 1 = NEMA 5-15P 4 = NEMA 5-20P X = use NEMA CODE in Chart |

Notes:*Standard configuration is a Yellow box, Blue plates & Black receptacles, Black SOOW or SEOW cable and Yellow Wiring Device(s).

*Add "B" at the end of the part number for an all Black version.

*Contact factory for special cable & color options

7000 Series

Relocatable Power Tap

Tri Plex Outlet Boxes

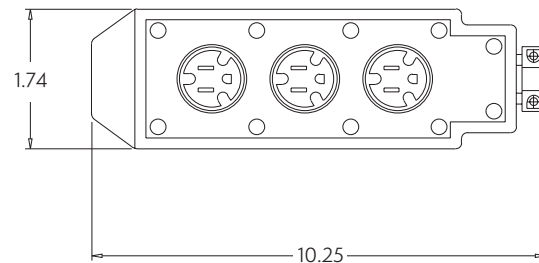


Industry Leading Features:

- UL & CSA listed
- Molded of rugged thermoplastic elastomer (TPE)
- Resists jobsite chemicals and oils
- Cover plate and non-conductive cord clamp molded from impact & chemical resistant PBT
- 15-20A straight blade & locking configurations are available in a variety of primary and secondary connections & cord lengths
- GFCI versions comply with the latest US, Canadian & Mexico Requirements for Self Testing GFCI & Open Neutral Protection- UL943-5th Edition, UL1640, CSA22.1
- Available in Auto and Manual Reset Options
- XG2 GFCI Module Exceeds NEMA 4X & 6P water ingress protection

 **Industry Leading, Ericson Exclusive**

7000 Series Dimensions:



Unique Features:



Rugged Impact and Chemical Resistant housing and cover.



Variety of NEMA Configurations Available



15 & 20A GFCI with Open Neutral Protection


7000 Series Tri Plex Selection Guide:

| Amp | Voltage | Plug & Receptacle NEMA Configuration | Tri-Plex Only ¹ | Factory Assembled Tri-Plex | | | | Factory Assembled Tri-Plex GFCI, Auto Reset | |
|-----|---------|--------------------------------------|----------------------------|----------------------------|-------------------|------------------|-------------------|---|-----------------|
| | | | | #12/3 SOW | | #14/3 SOW | | #12/3 SJTW | |
| | | | | 25 ^{r*} | 50 ^{r**} | 25 ^{r*} | 50 ^{r**} | 25 ¹ | 50 ¹ |
| 15 | 125 | 5-15 | 7000 | 7000-25-2 | 7000-50-2 | 7000-25-4 | 7000-50-4 | 7000-25-4GF | 7000-50-4GF |
| 20 | 125 | 5-20 | 7002 | 7002-25-2 | 7002-50-2 | --- | --- | 7002-25-2GF | 7002-50-2GF |
| 15 | 250 | 6-15 | 7004 | 7004-25-2 | 7004-50-2 | 7004-25-4 | 7004-50-4 | --- | --- |
| 20 | 250 | 6-20 | 7006 | 7006-25-2 | 7006-50-2 | --- | --- | --- | --- |
| 15 | 125 | L5-15 | 7008 | 7008-25-2 | 7008-50-2 | 7008-25-4 | 7008-50-4 | --- | --- |
| 20 | 250 | L6-15 | 7010 | 7010-25-2 | 7010-50-2 | 7010-25-4 | 7010-50-4 | --- | --- |
| 20 | 125 | L5-20 | 7020 | 7020-25-2 | 7020-50-2 | --- | --- | 7020-25-2GF | 7020-50-2GF |
| 20 | 250 | L6-20 | 7022 | 7022-25-2 | 7022-50-2 | --- | --- | --- | --- |
| 20 | 277 | L7-20 | 7024 | 7024-25-2 | 7024-50-2 | --- | --- | --- | --- |

Notes:
¹ Not UL or CSA Listed
^{*} UL Listed
^{**} CSA Listed




Non-Metallic Boxes Industrial Grade - 6200 Series



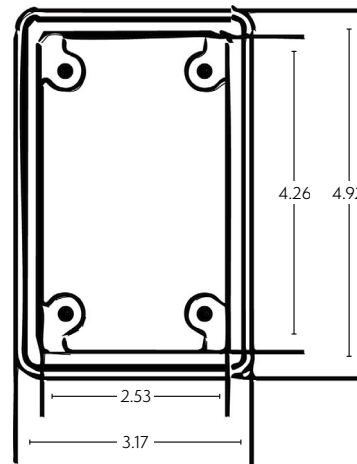
Industry Leading Features:

- UL Listed & cULus Listed
- Wet and damp location listings
- Designed for FS Inlet and Outlet Receptacle Mounting
- Ruggedized TPV boxes designed for demanding worksites offering oil and chemical resistance
- Boxes complete with stainless steel hardware
- Non-Metallic Cord Grip and Deluxe Wire Mesh Strain Relief Available
- Supports a variety of electrical device installations
- Available wall mounting straps

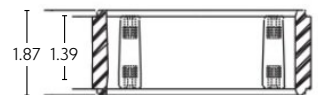
 Industry Leading, Ericson Exclusive



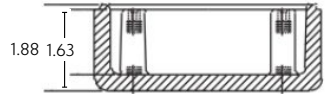
6200 Series Box Dimensions:



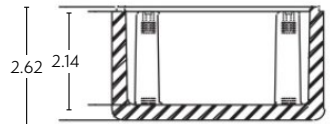
FS Standard




FT Feed Thru



FD Deep



Unique Features:



Available in Industry Standard FD and FS Box Dimensions



Rugged construction resists abuse from, jobsite oils & chemicals



Available as feed-through for back to back receptacle mounting in pendant use




Supports several strain relief options

6200 Series Boxes - FS Series Inlet & Outlet Receptacle Mounting

| Part Number | Description | |
|-------------|--|---|
| 6212FSK | Box, Std Depth, No bushing, 1/2" NPT |   <p>Wall Mounting Kit 6260WK</p> |
| 6234FSK | Box, Std Depth, No bushing, 3/4" NPT | |
| 6210FSK | Box, Std Depth, No bushing, 1" NPT | |
| 6212FDK | Box, Deep, No bushing, 1/2" NPT | |
| 6234FDK | Box, Deep, No bushing, 3/4" NPT | |
| 6210FDK | Box, Deep, No bushing, 1" NPT | |
| 6212NFSK | Box, Std Depth, NM Bushing, 1/2" NPT |   <p>Std. w/ Mesh Open w/ Mesh</p> |
| 6212NFDK | Box, Deep, NM Bushing, 1/2" NPT | |
| 6212WFSK | Box, Std Depth, Wire Mesh Bushing, 1/2" NPT | |
| 6212WFDK | Box, Deep, Wire Mesh Bushing, 1/2" NPT | |
| 6234NFSK | Box, Std Depth, NM Bushing, 3/4" NPT | |
| 6234NFDK | Box, Deep, NM Bushing, 3/4" NPT | |
| 6234WFSK | Box, Std Depth, Wire Mesh Bushing, 3/4" NPT |    <p>Deep w/ Mesh</p> |
| 6234WFDK | Box, Deep, Wire Mesh Bushing, 3/4" NPT | |
| 6210NFSK | Box, Std Depth, NM Bushing, 1" NPT | |
| 6210NFDK | Box, Deep, NM Bushing, 1" NPT | |
| 6210NFTK | Box, Feed Through, NM Bushing, 1" NPT | |
| 6210WFSK | Box, Std Depth, Wire Mesh Bushing, 1" NPT | |
| 6210WFDK | Box, Deep, Wire Mesh Bushing, 1" NPT | |
| 6210WFTK | Box, Feed Through, Wire Mesh Bushing, 1" NPT | |

6200 Series Box Strain Relief Kits

| Outdoor Watertight Deluxe Stainless Steel Wire Mesh Strain Relief | | |
|---|-------------|-------------|
| Size | Part Number | Cable Range |
| 1/2" NPT | DCG-43-F2 | .31-.43 |
| 1/2" NPT | DCG-50-F2 | .37-.50 |
| 3/4" NPT | DCG-50-F3 | .37-.50 |
| 3/4" NPT | DCG-62-F3 | .50-.62 |
| 3/4" NPT | DCG-75-F3 | .62-.75 |
| 1" NPT | DCG-75-F4 | .62-.75 |
| 1" NPT | DCG-87-F4 | .75-.87 |
| 1" NPT | DCG-100-F4 | .87-1.0 |



| Nonmetallic Cord Grips Kit <i>(Includes cord grip insert, grip nut, and lock nut)</i> | | |
|--|-------------|-------------|
| Non-Metallic Cord Grip | Part Number | Cable Range |
| 1/2" NPT | 82005 | .37-.61 |
| 1/2" NPT | 82005B | .37-.61 |
| 3/4" NPT | 82034 | .45-.70 |
| 1" NPT | 82010 | .59-1.0 |



| Metallic Lock Nuts | |
|--------------------|-------------|
| Size | Part Number |
| 1/2" NPT | Locknut-50 |
| 3/4" NPT | Locknut-75 |
| 1" NPT | Locknut-100 |



FS Style

Watertight Receptacles, Covers, & Boxes



Industry Leading Features:

- UL Listed & CSA Certified
- ☞ Rainproof when connected to Ericson-PW6P style plugs
- ☞ 15-20-Amp Straight Blade and 15-30-Amp Locking Male Inlet and Receptacle Configurations supporting Ericson Watertight Plugs
- Spring Loaded Cover
- Space Saving surface mount design for panel or FS/FD mounting
- ☞ Wide range of Rugged Chemical and Corrosion Resistant Rubber FS, FD and Open style box options for feed-in and feed-through
- ☞ Non-Metallic Cord Grip and Deluxe Wire Mesh Strain Relief Available
- ☞ Available Factory assembled cord drops

 **Industry Leading, Ericson Exclusive**

Supports Perma-Tite & Perma-Kleen Plugs

Learn more about Ericson watertight connections.




15 & 20-AMP Straight &
15-30-Amp Locking Plugs



Unique Features:




Supports Water-Tight Straight and Locking Plugs and Connectors



Rain tight seal when connected to Ericson watertight plugs



Spring Loaded Cover



Rubber FS, FD and Open Box options



Factory Assembled Cord Drops available

NEMA Configuration Chart

| | Face View | NEMA Configuration | Amps | Voltage | FS Female Receptacle | Mating Perma-Tite Plug* | Perma-Tite Gray Plug | Male Inlet Std Opening | Male Inlet Large Opening | Mating Perma-Link Connector |
|-----------------|----------------------------------|-----------------------|--------|------------------------|------------------------|-------------------------|----------------------|------------------------|--------------------------|-----------------------------|
| | Weatherproof Cover and boot only | | | | 2700-FS ¹ | | | 1 7/8" Diameter | 2" Diameter | |
| 2-Pole / 3-Wire | | NEMA 5-15 | 15A | 125V | 2715-FS10 | 1510-PW6P | 14W47 | 2705-15 | 2705-15A | |
| | | NEMA 5-20 | 20A | 125V | 2715-FS12 | 1512-PW6P | 14W33 | 2705-20 | 2705-20A | |
| | | NEMA L5-15 | 15A | 125V | 2715-FS20 | 1520-PW6P | 24W47 | 2705-L15 | 2705-L15A | |
| | Weatherproof Cover and boot only | | | | 2800-FS ¹ | | | 2 1/8" Diameter | | |
| | | NEMA L5-20 | 20A | 125V | 2820-FS10 | 2310-PW6P | 26W47 | 2705-L20 | | 2410-C |
| | | NEMA L5-30 | 30A | 125V | 2830-FS10 ³ | 2510-PW6P | 28W47 | | | |
| | | NEMA 6-15 | 15A | 250V | 2715-FS14 | 1514-PW6P | 14W49 | | | |
| | | NEMA 6-20 | 20A | 250V | 2715-FS16 | 1516-PW6P | 14W48 | | | |
| | | NEMA L6-15 | 15A | 250V | 2715-FS22 | 1522-PW6P | 24W49 | | | |
| | | NEMA L6-20 | 20A | 250V | 2820-FS12 | 2312-PW6P | 26W48 | | | |
| | | NEMA L6-30 | 30A | 250V | 2830-FS12 ³ | 2512-PW6P | 28W48 | | | |
| | | NEMA L7-15 | 15A | 277V | 2715-FS24 | 1524-PW6P | 24W34 | | | |
| | | NEMA L7-20 | 20A | 277V | 2820-FS14 | 2314-PW6P | 26W49 | | | |
| | | NEMA L7-30 | 30A | 277V | 2830-FS14 ³ | 2514-PW6P | 28W49 | | | |
| 3-pole 3-wire | | Non-NEMA ¹ | 20A | 125 / 250V | 2820-FS16 | 2316-PW6P | 26W08 | | | |
| | | Non-NEMA ¹ | 20/10A | 250 / 600V | 2820-FS17 | 2317-PW6P | 26W10 | | | |
| | | Non-NEMA ¹ | 15/10A | 125 / 250V | 2715-FS07 ⁴ | 1507-PW6P | 14W07 | | | |
| | Weatherproof Cover and boot only | | | | 2900-FS ¹ | | | 2 1/8" Diameter | | |
| 3-pole / 4-wire | | NEMA L14-20 | 20A | 125 / 250V | 2920-FS20 | 2320-PW6P | 26W74 | 2705-L142 | | 2420-C |
| | | NEMA L14-30 | 30A | 125 / 250V | 2930-FS20 | 2520-PW6P | 28W74 | | | |
| | | NEMA L15-20 | 20A | 250V / 3-phase | 2920-FS22 | 2322-PW6P | 28W75 | | | |
| | | NEMA L15-30 | 30A | 250V / 3-phase | 2930-FS22 | 2522-PW6P | 26W75 | | | |
| | | NEMA L16-20 | 20A | 480V / 3-phase | 2920-FS24 | 2324-PW6P | 26W76 | 2705-L162 | | 2424-C |
| | | NEMA L16-30 | 30A | 480V / 3-phase | 2930-FS24 | 2524-PW6P | 28W76 | | | |
| | | NEMA L17-30 | 30A | 600V / 3-phase | 2930-FS26 | 2526-PW6P | 28W77 | | | |
| 3P 3W | | Non-NEMA ¹ | 30A | 125 / 250V | 2830-FS16 ³ | 2516-PW6P | 28W09 | | | |
| 4-pole 4-wire | | NEMA L18-30 | 30A | 120 / 208V 3-phase wye | 2930-FS30 | 2530-PW6P | 28W78 | | | |
| | | Non-NEMA ¹ | 30A | 120 / 208V 3-phase wye | 2930-FS28 | 2528-PW6P | - | | | |
| 4-pole 5-wire | | NEMA L21-20 | 20A | 120 / 208V 3-phase wye | 2820-FS28 | 2328-PW6P | 26W81 | | | |

¹All non-NEMA configurations are non-grounding










²Does not include receptacle. Use with standard receptacles of same electrical ratings.

³More than one face size available on the market. Check for 2.53" face diameter.

⁴2715 - FS07 not listed.


*For Perma-Kleen Plugs, add -AM after part number


6200 Series Boxes for FS Series Mounting

| Part Number | Description | |
|-------------|---|---|
| 6212FSK | Box, Std Depth, Open, 1/2" NPT |  6234FSK  Wall Mounting Kit 6260WK |
| 6234FSK | Box, Std Depth, Open, 3/4" NPT | |
| 6210FSK | Box, Std Depth, Open, 1" NPT | |
| 6212FDK | Box, Deep, Open, 1/2" NPT | |
| 6234FDK | Box, Deep, Open, 3/4" NPT | |
| 6210FDK | Box, Deep, Open, 1" NPT | |
| 6212NFSK | Box, Std Depth, Open, 1/2" NPT |  6212NFSK  6212WFSK |
| 6212NFDK | Box, Deep, Open, 1/2" NPT | |
| 6212WFSK | Box, Std Depth, Wire Mesh Bushing, 1/2" NPT | |
| 6212WFDK | Box, Deep, Wire Mesh Bushing, 1/2" NPT | |
| 6234NFSK | Box, Std Depth, NM Bushing, 3/4" NPT | |
| 6234NFDK | Box, Deep, NM Bushing, 3/4" NPT | |
| 6234WFSK | Box, Std Depth, Wire Mesh Bushing, 3/4" NPT |  6234WFSK  6234WFDK |
| 6234WFDK | Box, Deep, Wire Mesh Bushing, 3/4" NPT | |
| 6210NFSK | Box, Std Depth, NM Bushing, 1" NPT | |
| 6210NFDK | Box, Deep, NM Bushing, 1" NPT | |
| 6210NFTK | Box, Extension, NM Bushing, 1" NPT | |
| 6210WFSK | Box, Std Depth, Wire Mesh Bushing, 1" NPT | |
| 6210WFDK | Box, Deep, Wire Mesh Bushing, 1" NPT |  6210WFTK  6210NFTK  6210WFDK |
| 6210WFTK | Box, Extension, Wire Mesh Bushing, 1" NPT | |


Watertight Wire Mesh, Cord Grip & Lock Nut Selection Charts

| Watertight Deluxe Wire Mesh Strain Relief | | |
|---|-------------|-------------|
| Size | Part Number | Cable Range |
| 1/2" NPT | DCG-43-F2 | .31-.43 |
| 1/2" NPT | DCG-50-F2 | .37-.50 |
| 3/4" NPT | DCG-50-F3 | .37-.50 |
| 3/4" NPT | DCG-62-F3 | .50-.62 |
| 3/4" NPT | DCG-75-F3 | .62-.75 |
| 1" NPT | DCG-75-F4 | .62-.75 |
| 1" NPT | DCG-87-F4 | .75-.87 |
| 1" NPT | DCG-100-F4 | .87-1.0 |



| 6200 FS, Feed Through and FD Style Industrial Grade, Watertight, Non-Metallic Boxes | | | |
|---|-------------|-------------|---|
| Non-Metallic Cord Grip | Part Number | Cable Range | |
| 1/2" NPT | 82005 | .30-.62 |  3/4" 1" |
| 3/4" NPT | 82034 | .45-.70 | |
| 1" NPT | 82010 | .59-1.0 | |

Note: Add AM for antimicrobial cord grip.

| Lock Nuts (10pcs to polybag) | | |
|------------------------------|-------------|---|
| Size | Part Number | |
| 1/2" NPT | Locknut-50 |  |
| 3/4" NPT | Locknut-75 | |
| 1" NPT | Locknut-100 | |

PWDX SERIES

Heavy Duty Watertight Receptacles



Industry Leading Features:

- ⊗ cULus approved for USA & Canada
- Watertight when connected to Ericson-PW6P style plugs
- ⊗ 15 & 20-Amp Straight Blade and 15A Locking Configurations that support Ericson Watertight Plugs
- ⊗ Nickel Plated Device Blades and Contacts offer superior corrosion resistance and service life
- ⊗ Time saving Pre-wired Duplex Receptacle
- Locking Receptacle Covers for Safety
- Space Saving surface mount design for panel or FS/FD box mounting
- ⊗ Wide range of Rugged, Chemical and Corrosion Resistant, Rubber FS & FD box options for feed-in and feed-through
- Non-Metallic Cord Grip & Deluxe Wire Mesh Strain Relief Available
- Available Factory assembled cord drops

 **Industry Leading, Ericson Exclusive**

Supports Perma-Tite & Perma-Kleen Plugs



Perma-Tite



Perma-Kleen



Perma-Tite Gray




15-AMP Straight & Locking Plugs & Connectors, 20-AMP Straight Blade Plugs & Connectors


Learn more about Ericson watertight connections.



Factory Assembled Watertight Stringer Available



Unique Features:




Pre-wired box or surface mounted duplex receptacle



Watertight seal when connected



Lock out duplex cover for safety



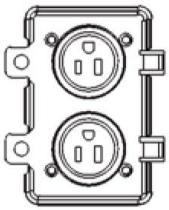
Rubber FS, FD and Open Box options



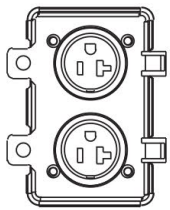
Factory Assembled Cord Drops available

NEMA Configuration Chart:

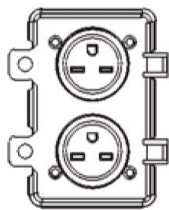
| Face View | NEMA Configuration | Description | Amps | Voltage | Part Number | Mating Perma-Tite Plug | Mating Perma-Kleen Plug | Perma-Tite Gray Plug |
|-----------------|--------------------|---------------------------|------|---------|-------------|------------------------|-------------------------|----------------------|
| <i>Straight</i> | | | | | | | | |
| | NEMA 5-15 | Duplex Recept & WP Covers | 15A | 125V | 1610-PWDX | 1510-PW6P | 1510-PW6P-AM | 14W47 |
| | NEMA 5-20 | Duplex Recept & WP Covers | 20A | 125V | 1612-PWDX | 1512-PW6P | 1512-PW6P-AM | 14W33 |
| | NEMA 6-15 | Duplex Recept & WP Covers | 15A | 250V | 1614-PWDX | 1514-PW6P | 1514-PW6P-AM | 14W49 |
| | NEMA 6-20 | Duplex Recept & WP Covers | 20A | 250V | 1616-PWDX | 1516-PW6P | 1616-PW6P-AM | 14W48 |
| <i>Locking</i> | | | | | | | | |
| | NEMA L5-15 | Duplex Recept & WP Covers | 15A | 125V | 1620-PWDX | 1520-PW6P | 1520-PW6P-AM | 24W47 |
| | NEMA L6-15 | Duplex Recept & WP Covers | 15A | 250V | 1622-PWDX | 1522-PW6P | 1522-PW6P-AM | 24W49 |
| | NEMA L7-15 | Duplex Recept & WP Covers | 15A | 277V | 1624-PWDX | 1524-PW6P | 1524-PW6P-AM | 24W34 |



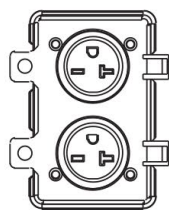
1610-PWDX
NEMA 5-15



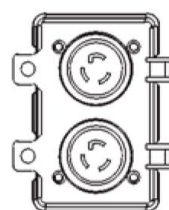
1612-PWDX
NEMA 5-20



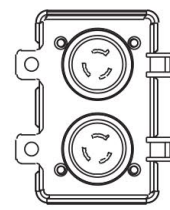
1614-PWDX
NEMA 6-15




1616-PWDX
NEMA 6-20



1620-PWDX
NEMA L5-15



1622-PWDX
NEMA L6-15



1624-PWDX
NEMA L7-15

6200 Series Boxes for PWDX Series Mounting

| Part Number | Description |
|---|---|
| <i>FS Boxes for PWDX - Standard Depth 1/2"-1" Opening</i> | |
| 6212FS | Box, Std Depth, Open, 1/2" NPT |
| 6234FS | Box, Std Depth, Open, 3/4" NPT |
| 6210FS | Box, Std Depth, Open, 1" NPT |
| 6212FSF | Box, Std Depth, Open, Feed thru, 1/2" NPT |
| 6234FSF | Box, Std Depth, Open, Feed thru, 3/4" NPT |
| 6210FSF | Box, Std Depth, Open, Feed thru, 1" NPT |
| <i>FD Boxes for PWDX - Standard Depth 1/2"-1" Opening</i> | |
| 6212FDK | Box, Deep, Open, 1/2" NPT |
| 6234FD | Box, Deep, Open, 3/4" NPT |
| 6210FD | Box, Deep, Open, 1" NPT |
| 6212FDF | Box, Deep, Open, Feed thru, 1/2" NPT |
| 6234FDF | Box, Deep, Open, Feed thru, 3/4" NPT |
| 6210FDF | Box, Deep, Open, Feed thru, 1" NPT |
| <i>Boxes Extensions for PWDX - Standard Depth 1/2"-1" Opening</i> | |
| 6212FT | Box, Extension, Open, 1/2" NPT |
| 6234FT | Box, Extension, Open, 3/4" NPT |
| 6210FT | Box, Extension, Open, 1" NPT |
| 6212FTF | Box, Extension, Open, Feed thru, 1/2" NPT |
| 6234FTF | Box, Extension, Open, Feed thru, 3/4" NPT |
| 6210FTF | Box, Extension, Open, Feed thru, 1" NPT |



6200 Series Boxes for PWDX Series Mounting, Cont.

| Part Number | Description |
|--|--|
| <i>FS Boxes for PWDX - Standard Depth 1/2"-1" Opening (N = NM Cord Grip W = Wire Mesh)</i> | |
| 6212NFS | Box, Std Depth, NM Bushing, 1/2" NPT |
| 6234NFS | Box, Std Depth, NM Bushing, 3/4" NPT |
| 6210NFS | Box, Std Depth, NM Bushing, 1" NPT |
| 6212WFS | Box, Std Depth, Wire Mesh Bushing, 1/2" NPT |
| 6234WFS | Box, Std Depth, Wire Mesh Bushing, 3/4" NPT |
| 6210WFS | Box, Extension, Wire Mesh Bushing, 1/2" NPT |
| 6212NFSF | Box, Std Depth, NM Bushing, Feed thru, 1/2" NPT |
| 6234NFSF | Box, Std Depth, NM Bushing, Feed thru, 3/4" NPT |
| 6210NFSF | Box, Std Depth, NM Bushing, Feed thru, 1" NPT |
| 6212WFSF | Box, Std Depth, Wire Mesh Bushing, Feed thru, 1/2" NPT |
| 6234WFSF | Box, Std Depth, Wire Mesh Bushing, Feed thru, 3/4" NPT |
| 6210WFSF | Box, Std Depth, Wire Mesh Bushing, Feed thru, 1" NPT |
| <i>FD Boxes for PWDX - Standard Depth 1/2"-1" Opening (N = NM Cord Grip W = Wire Mesh)</i> | |
| 6212NFD | Box, Deep, NM Bushing, Feed thru, 1/2" NPT |
| 6234NFD | Box, Deep, NM Bushing, 3/4" NPT |
| 6210NFD | Box, Deep, NM Bushing, 1" NPT |
| 6212WFD | Box, Deep, Wire Mesh Bushing, 1/2" NPT |
| 6234WFD | Box, Deep, Wire Mesh Bushing, 3/4" NPT |
| 6210WFD | Box, Deep, Wire Mesh Bushing, 1" NPT |
| 6212NDFD | Box, Deep, NM Bushing, Feed thru, 1/2" NPT |
| 6234NDFD | Box, Deep, NM Bushing, Feed thru, 3/4" NPT |
| 6210NDFD | Box, Deep, NM Bushing, Feed thru, 1" NPT |
| 6212WDFD | Box, Deep, Wire Mesh Bushing, Feed thru, 1/2" NPT |
| 6234WDFD | Box, Deep, Wire Mesh Bushing, Feed thru, 3/4" NPT |
| 6210WDFD | Box, Deep, Wire Mesh Bushing, Feed thru, 1" NPT |



6212NFS



6212NFSF



6234NFD



6234WDFD

| Part Number | Description |
|---|--|
| <i>FS Box Extensions for PWDX - Standard Depth 1/2"-1" Opening (N = NM Cord Grip W = Wire Mesh)</i> | |
| 6212NFT | Box, Extension, NM Bushing, 1/2" NPT |
| 6234NFT | Box, Extension, NM Bushing, 3/4" NPT |
| 6210NFT | Box, Extension, NM Bushing, 1" NPT |
| 6212NFTF | Box, Extension, NM Bushing Feed thru, 1/2" NPT |
| 6234NFTF | Box, Extension, NM Bushing, Feed thru, 3/4" NPT |
| 6210NFTF | Box, Extension, NM Bushing, Feed thru, 1" NPT |
| 6212WFT | Box, Extension, Wire Mesh Bushing, 1/2" NPT |
| 6234WFT | Box, Extension, Wire Mesh Bushing, 3/4" NPT |
| 6210WFT | Box, Extension, Wire Mesh Bushing, 1" NPT |
| 6212WFTF | Box, Extension, Wire Mesh Bushing, Feed thru, 1/2" NPT |
| 6234WFTF | Box, Extension, Wire Mesh Bushing, Feed thru, 3/4" NPT |
| 6210WFTF | Box, Extension, Wire Mesh Bushing, Feed thru, 1" NPT |



6234NFT



6234WFT

Ericson Watertight Grommet Guide for Nonmetallic Boxes - 6200 Series, PWDX & FS Series

| MAX CORD DIA.(inch) | B10200XX** | | | | | |
|---------------------|-----------------------|-----------------------|------------------|-----------------|---------------|----------------|
| | Small White OVAL #24 | Small Orange OVAL #25 | Small Yellow #21 | Small White #20 | Small Red #16 | Small Blue #18 |
| | OVAL (UF) .160 x .360 | OVAL (UF) .230 x .440 | .370 | .450 | .560 | .610 |
| NM Box Catalog # | | | Yellow | White* | Red | Blue |
| 6212NFS | Optional** | Optional** | ✓ | ✓ | ✓ | ✓ |
| 6212NFD | | | ✓ | ✓ | ✓ | ✓ |
| 6212NFSK | | | ✓ | ✓ | ✓ | ✓ |
| 6212NFDK | | | ✓ | ✓ | ✓ | ✓ |




Note:
To build a grommet catalog number replace the "XX" with grommet number desired, e.g. B1020021


✓ = included in package

*May also appear as light tan
**May be ordered separately - Call for details

Watertight Wire Mesh, Cord Grip & Lock Nut Selection Charts


| Watertight Deluxe Wire Mesh Strain Relief | | |
|---|-------------|-------------|
| Size | Part Number | Cable Range |
| 1/2" NPT | DCG-43-F2 | .31-.43 |
| 1/2" NPT | DCG-50-F2 | .37-.50 |
| 3/4" NPT | DCG-50-F3 | .37-.50 |
| 3/4" NPT | DCG-62-F3 | .50-.62 |
| 3/4" NPT | DCG-75-F3 | .62-.75 |
| 1" NPT | DCG-75-F4 | .62-.75 |
| 1" NPT | DCG-87-F4 | .75-.87 |
| 1" NPT | DCG-100-F4 | .87-1.0 |



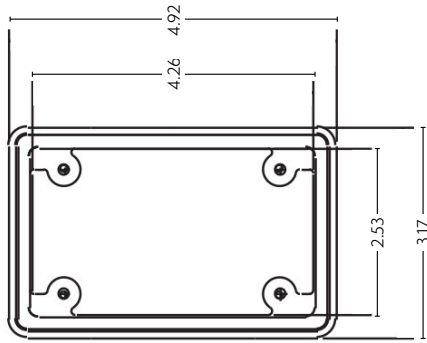
| 6200 FS, Feed Through and FD Style Industrial Grade, Watertight, Non-Metallic Boxes | | | |
|---|-------------|-------------|---|
| Non-Metallic Cord Grip | Part Number | Cable Range | |
| 1/2" NPT | 82005 | .30-.62 |  |
| 3/4" NPT | 82034 | .45-.70 | |
| 1" NPT | 82010 | .59-1.0 | |

Note: Add AM for antimicrobial cord grip.

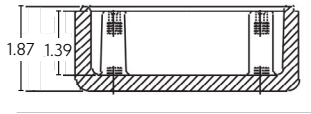
| Lock Nuts (10pcs to polybag) | |
|------------------------------|-------------|
| Size | Part Number |
| 1/2" NPT | Locknut-50 |
| 3/4" NPT | Locknut-75 |
| 1" NPT | Locknut-100 |



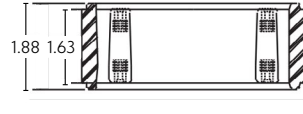

6200 Series Box Dimensions:



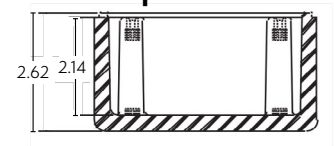
FS Standard



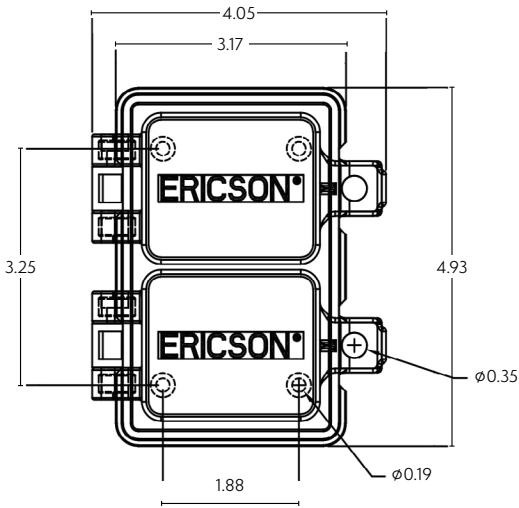
FT Extension



FD Deep

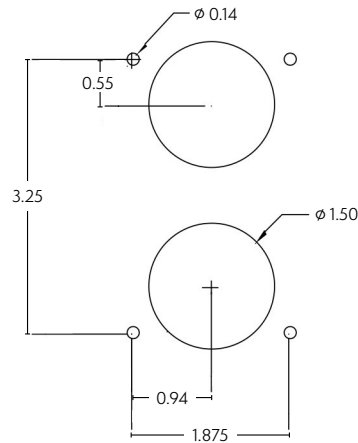


PWDX Dimensions:

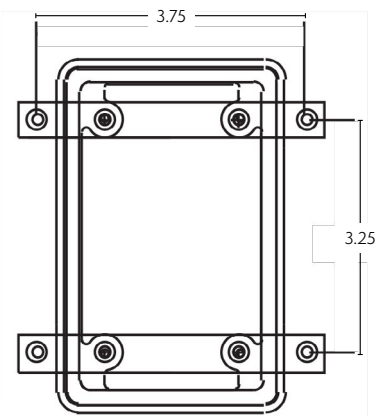


Mounting Templates:


PWDX Series on Flat Panel



6260 WK Wall Kit



Notes:



4323 Hamann Parkway
Willoughby, OH 44094
info@ericson.com
ericson.com
1.800.ERICSON
L1000927A

