



KT-EMRG-LED-12-1200-K1

CONSTANT WATTAGE LED EMERGENCY BACK-UP

DESCRIPTION

LED Emergency Back-Up Driver Kit | 12W Output | 120–277V Input

DRIVER TYPE: Constant Wattage LED Emergency
MAX. OUTPUT POWER: 12W
INPUT VOLTAGE: 120–277Vac \pm 10%
OUTPUT VOLTAGE: 12–41Vdc
OUTPUT CURRENT: 1000–200mA
WARRANTY: 5 Years



PRODUCT FEATURES

- Drives dedicated LED load (included) at 12W for a minimum of 90 minutes
- Meets FCC Part 15 (Class B) consumer limits
- Short circuit overload and open load protection
- Suitable for dry and damp locations
- Evaluated to UL 924 standards
- Operating temperature: 0°C/32°F to 50°C/122°F
- Input frequency: 50/60 Hz
- Test switch/Charging indicator light
- Battery pack with quick connect: NiCd
- Battery capacity: 3000mAh

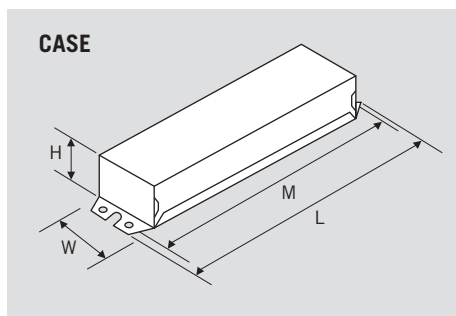
Emergency Pack does not meet CEC T20 requirements. Not to be sold or offered for sale in California, except when sold wholesale in California for final retail sale outside the state.

ELECTRICAL SPECIFICATIONS

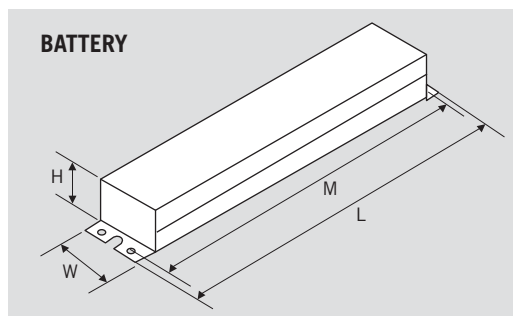
Family	INPUT CHARACTERISTICS			OUTPUT CHARACTERISTICS		
	Input Voltage	Power Factor	Max. Current	Max. Output Power	Rated Output Current	Output Voltage
12W	120–277Vac	\geq 0.5	0.07A @ 120V	12W	1000mA–200mA	12–41Vdc

Emergency pack designed to deliver 12W to a constant current LED load. Approximate output is 1200 lumens, assuming a nominal minimum efficacy of 100 lm/W.

MECHANICAL SPECIFICATIONS



CASE



BATTERY

MODULE SPECIFICATIONS

Catalog Number: KTLM-240-L8-850-24A

Length	8.00"
Width	0.70"
Number of LEDs	24
Color Temperature	5000K

CASE DIMENSIONS

L (Length)	6.46"
W (Width)	1.37"
H (Height)	1.00"
M (Mounting)	6.00"

Case Style: L7
Case Material: Metal

BATTERY DIMENSIONS

L (Length)	9.45"
W (Width)	2.23"
H (Height)	1.02"
M (Mounting)	8.91"



KT-EMRG-LED-12-1200-K1

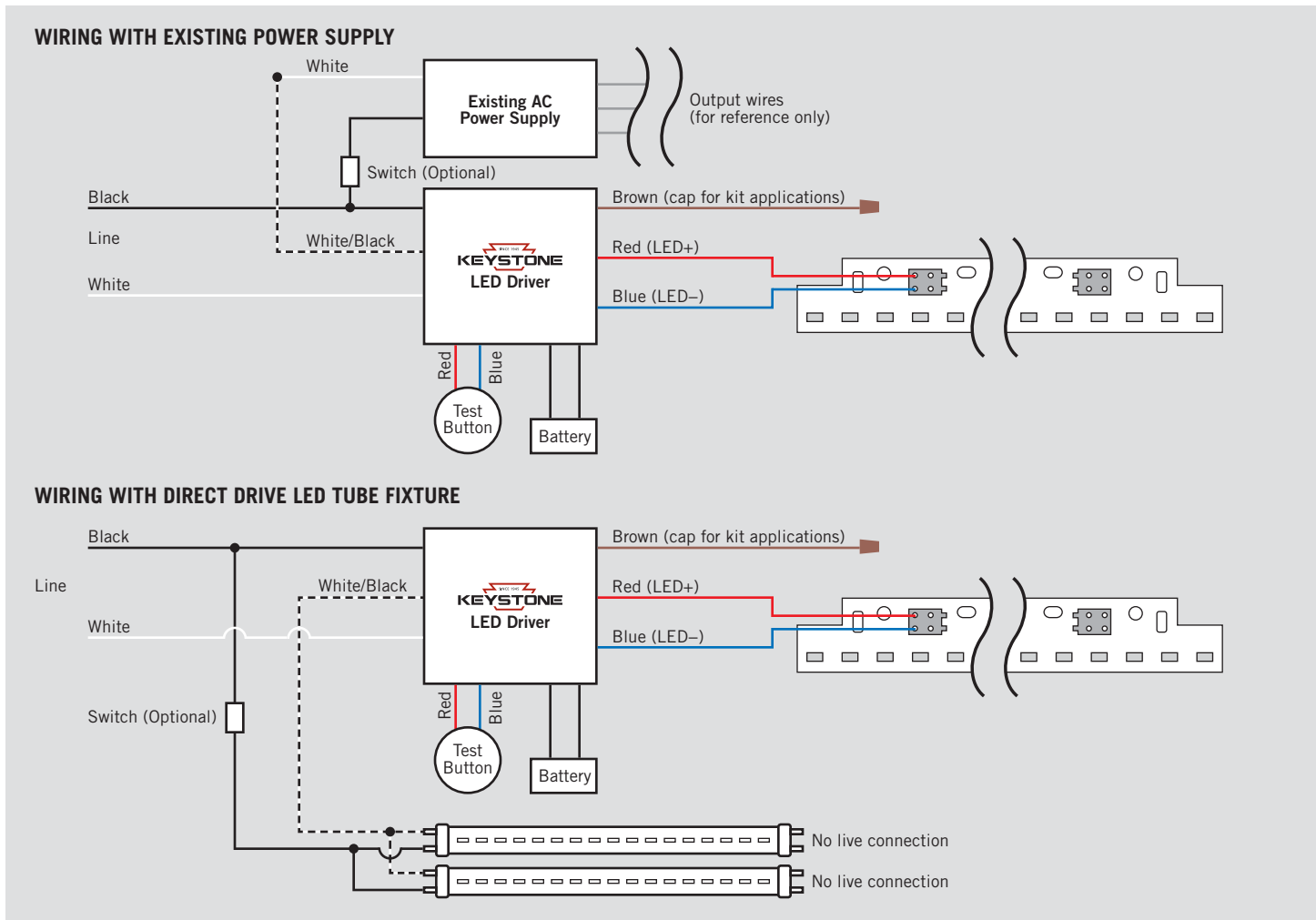
CONSTANT WATTAGE LED EMERGENCY BACK-UP

KIT WIRING SPECIFICATIONS

STANDARD LEAD LENGTHS*

Input	Black, White, White/Black: 12" #18AWG
Output	Red, Blue: 24" #18AWG
	Brown: 24" #20AWG
Test Button	Red, Blue: 24" #22AWG

* Consult Keystone for special lead length requirements.





KT-EMRG-LED-12-1200-K1

CONSTANT WATTAGE LED EMERGENCY BACK-UP

ORDERING INFORMATION

ORDER CODE	DESCRIPTION	PACKAGING STYLE	PACK QUANTITY	ITEM STATUS
KT-EMRG-LED-12-1200-K1-IP	LED Emergency Driver with Battery and 0.7" x 8" 1200 lumen LED Module	Individually Packaged	1	Active

CATALOG NUMBER BREAKDOWN

KT-EMRG-LED-12-1200-K1-IP

1 2 3 4 5 6 7

- 1 Keystone Technologies
- 2 Emergency Back-up Driver
- 3 LED Driver
- 4 Wattage Family
- 5 Nominal Lumen Output
- 6 Kit
- 7 Packaging Style