



KT-LED43T8-96GC-8XX-D

T8 LED LAMP

DESCRIPTION

43W T8 LED | 4000K | >80 CRI | High Efficiency | 8 Foot



LAMP TYPE: Linear	COLOR TEMPERATURE: 4000K
BULB TYPE: T8 LED	COLOR RENDERING INDEX (CRI): >80
BASE TYPE: Fa8 (Single-Pin)	WARRANTY: 5 Years
WATTAGE: 43W	

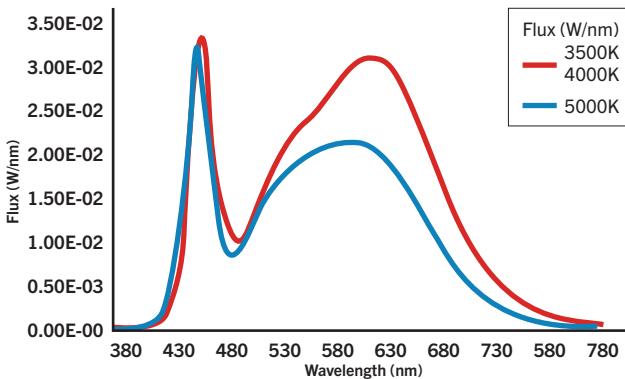
PRODUCT FEATURES

- Replacement for Conventional T8/T12 8 Foot Single-Pin Fluorescent Lamp
- Double Ended Line Voltage Wiring: Connect power to each end for simplified installation
- 50,000+ Hour Lifetime
- Approximately 50% More Energy Efficient than Standard F96T12 Lamps
- Environmentally Friendly: No Mercury Used
- Instant Startup
- Includes 2 C-clips to be installed with the lamps into the fixture ballast cover to prevent any potential un-desired lamp twisting or sagging
- Frosted Lens Eliminates Pixelation
- UL Classified
- Operating Temperature: -20°C/-4°F to 55°C/131°F
- Integral Driver (Isolated), Eliminates the Need for External Driver or Ballast
- 120+ Lumens per Watt
- Improved Lamp Durability with Shatterproof Coated Glass, designed to pass drop tests of 6' on hard surface
- NSF Listed: NSF/ANSI Standard 2 - Food Equipment, Splash Zone (Not for Direct Food Zone without additional fixture considerations)

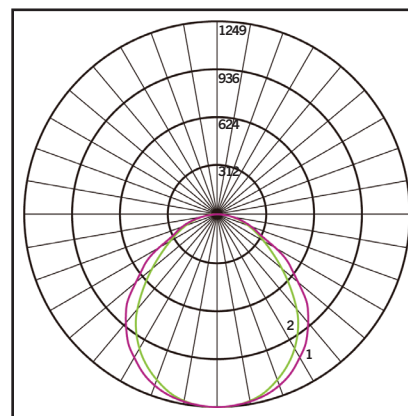
ELECTRICAL AND PERFORMANCE SPECIFICATIONS

Catalog Number	Input Voltage	Power Consumption	Color Temperature (CCT)	Luminous Flux	Efficacy	Beam Angle	Power Factor	Input Current	Rated Life
KT-LED43T8HO-96G-840-D	120-277 Vac	43W	4000K	5500 lm	128 lm/W	325°	>0.9	0.36 @ 120V 0.16 @ 277V	L70 (Hours) 50,000
KT-LED43T8HO-96G-850-D			5000K	5500 lm	128 lm/W				

SPECTRAL DISTRIBUTION



POLAR CANDELA DISTRIBUTION



Located at Horizontal Angle = 0,
Vertical Angle 0

1. Violet Vertical Plane through Horizontal Angles (90-270)
2. Green Vertical Plane through Horizontal Angles (0-180)

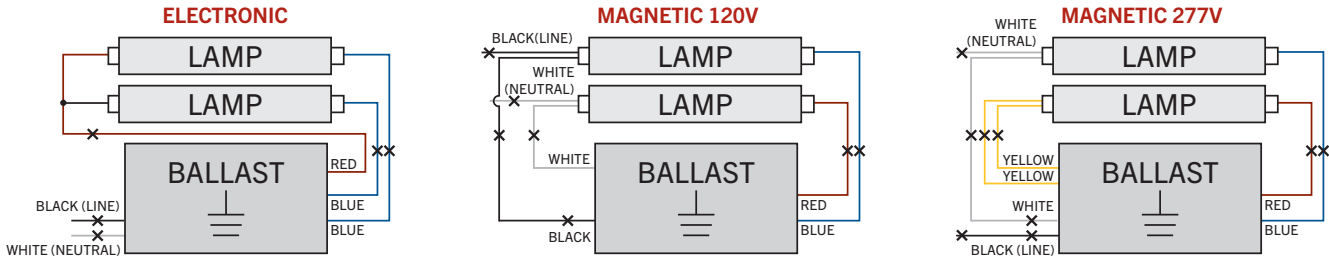
KT-LED43T8-96GC-8XX-D

T8 LED LAMP

WIRING DIAGRAMS

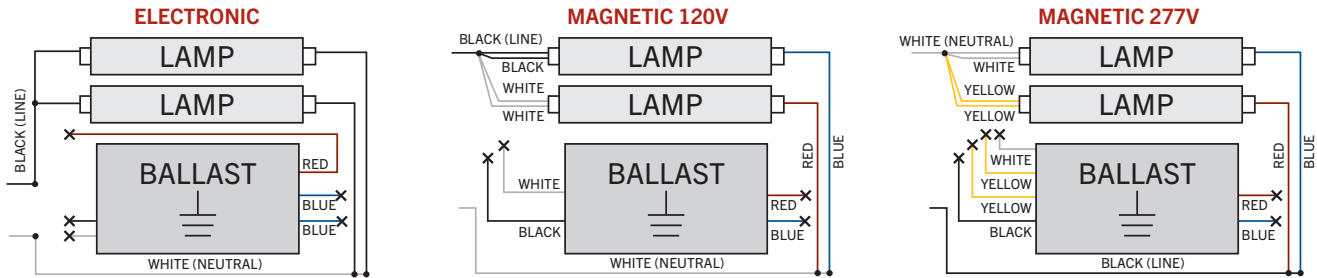
1. Identify ballast configuration as shown below and cut all wires connected to the ballast accordingly.

Typical Ballast Configurations:



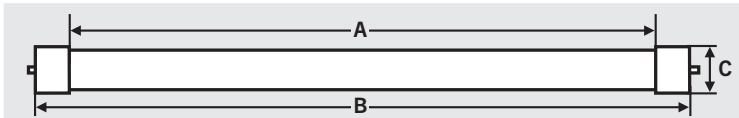
2. Confirm that the lampholders in the fixture are single-pin Fa8 lampholders. These DirectDrive LED tubes require single-pin Fa8 lampholders.
3. Rewire the fixture using existing lampholders as shown below according to the original ballast wiring configuration.

Typical Ballast Configurations:



PHYSICAL CHARACTERISTICS

LAMP DIMENSIONS



A (Illuminated Length)	91.5"
B (Body Length)	93.31"
C (Cross Section: Width x Height)	1.08" x 1.31"

NOMINAL LENGTH: 96" BASE TYPE: Fa8 (Single-Pin)

ORDERING INFORMATION

ORDER CODE	PACK QTY.	UPC	EASY CODE
KT-LED43T8-96GC-840-D	10	89094901616	RRV-73
KT-LED43T8-96GC-840-D	10	89094901617	TYT-20



KT-LED43T8-96GC-8XX-D

T8 LED LAMP

CATALOG NUMBER BREAKDOWN

KT-LED43T8-96GC-8XX-D

1 2 3 4 5 6 7 8 9

- 1 Keystone Technologies
- 2 LED Lamp
- 3 Wattage
- 4 Lamp Type
- 5 Nominal Length (Inches)
- 6 Glass Coated
- 7 80 CRI
- 8 Color Temp.
- 9 Direct Drive Series